

uni.lign

A close-up photograph of a dental arch model. A red wax bite registration is placed over a white, glossy prosthetic denture base. The wax is being shaped to fit the contours of the denture and the underlying teeth. The background is a solid light yellow.

High-performance prosthetic plastics

bredent

What sets uni.lign apart from the rest?

You can achieve your objective quickly: transparent system

One system for all techniques

The uni.lign system covers all processing techniques (speed technique, matrix technique, casting technique, injection technique & hot press technique) for producing prostheses. Switching of the processing techniques is not required.

Compact product portfolio

Only a few components required: 1 powder for 2 processing techniques – simplifies handling, reduces the amount of storage space required and increases efficiency.

Simple colour system

Continuous colour concept, even in the case of repairs & relinings without evidence of deviations in colour.



efficient processing

Accurate results and especially fast and simple processing thanks to:

- Low shrinkage values
- Uniform mixing ratio
- Freedom from bubbles
- Excellent polishing capability

Be convinced by new standards: excellent mechanical properties

plaque-resistant & colour stable

The compact molecular structure of the material makes it possible to produce a high shine polish and therefore reduces the affinity to plaque. By fully integrating the material, the water absorption is reduced and discolourations are avoided.

unbreakable & physiological

Perfect combination of prosthetic stability and physiological elasticity thanks to a **flexural strength of approx. 90 Mpa** and a **modulus of elasticity of approx. 2200 Mpa**. Especially recommended for implant prosthetics.

biocompatible

Minimal **residual monomer values <0.30 %** minimise the risk of allergic reactions.

Be delighted by the exceptional aesthetics

Natural colour effect

Perfect aesthetic design and a natural colour effect thanks to an optimal combination of opacity and translucency, as well as natural short aesthetic fibres.

The most popular colours on the market

The uni.lign colour system comprises the 4 most popular colours on the market – each also available as a veined variant.

Repairs are not visible

Due to the full integration of the material and high level of colour stability, transitions, repairs and relinings are not visible.

New generation prosthetic plastics

- transparent system
- easy processing
- excellent mechanical properties
- exceptional aesthetics



uni.lign speed

"The Repair Plastic"

quick

recommended indications:

- ▶ Repairs
- ▶ Expansions
- ▶ Small model casting completions

Processing information:

- ▶ Processing time approx. 1 minute
- ▶ 5-minute polymerisation time at 55 °C and 2-6 bar pressure in the pressure pot
- ▶ Mixing ratio: 13 g powder: 8 ml liquid

Caution! Very rapidly polymerising plastic.

Processing time



Speed technique



uni.lign

"The All-rounder"

universal & unbreakable

Flexural strength approx. 90 MPa

recommended indications:

For smaller to medium-sized work

- ▶ Partial and total prostheses
- ▶ Model casting completions
- ▶ Free end saddle
- ▶ Repairs
- ▶ Relinings
- ▶ Expansions

Recommended for implant prosthetics!

Processing information:

- ▶ Processing time approx. 3 minutes
- ▶ 10-minute polymerisation time at 55 °C and 2-6 bar pressure in the pressure pot
- ▶ Mixing ratio: 13 g powder: 8 ml liquid

Processing time



Matrix technique
Injection technique
Casting technique



- 1 powder, 2 techniques



Processing time

Hot press technique



uni.lign heat

"The Classic"

biocompatible

Residual monomer content <0.30%

recommended indications:

- ▶ Total prostheses
- ▶ Model casting completions
- ▶ Relinings

Optimised for sensitive patients!

Processing information:

- ▶ Processing time approx. 15 minutes
- ▶ After pressing at 3-4 bar, the flask is heated in a clamp for 30 minutes at 70 °C and for a further 30 minutes at 90 °C.
- ▶ Mixing ratio: 13 g powder: 8 ml liquid



Processing time

Casting technique
Injection technique



uni.lign cast

"The Precision Plastic"

comfortable & accurate

lowest shrinkage values

recommended indications:

For particularly large work & large batches

- ▶ Total prostheses
- ▶ Model casting completions
- ▶ Functional edge designs
- ▶ Relinings

Recommended for implant prosthetics!

Processing information:

- ▶ Processing time approx. 8 minutes
- ▶ Polymerisation time 30 minutes at 55 °C and 2-6 bar pressure in the pressure pot
- ▶ Mixing ratio: 13 g powder: 8 ml liquid

uni.lign colour system – all colours for all techniques

Your repairs are not visible

The continuous colour concept makes the same colours available for every processing technique. Due to the full integration of the material and high level of colour stability, transitions, repairs and relinings are not visible. Repair of a prosthesis manufactured using the heat press technique with uni.lign heat is carried out, for example, with the uni.lign speed repair plastic, without deviations in colour being evident.

Stick with your favourite colour

The colour selection reflects the 4 favourite colours on the market. From pink translucent (PC10) to rosy-pink opaque (PC40), uni.lign offers the optimal shade for every patient case. Each colour is also available in a veined variant (PF10 to PF40).



Tip:

Individual colour mixture

For an individual shade, simply mix the uni.lign colours together. What is more, the translucency can be varied with the transparent powder (TC10).

Vary your level of individualisation

Outstanding aesthetics using the standard technique

Without individualisation



Total prosthesis of the maxilla/mandible made from uni.lign PF40 (veined) and neo.lign® full teeth (shape of the maxilla: I47; shape of the mandible: T35)



Total prosthesis of the maxilla made from uni.lign PF30 (veined) and neo.lign® full teeth (shape H46)

High-end aesthetics

Individualisation with crea.lign® veneer composite



← individualised with crea.lign® (G1 light /G3 pink) | without individualisation with crea.lign® →

Image: DT Andrea Foschi, Ravenna, Italy

Increase the added value in your laboratory

The chemically fully integrated uni.lign plastic makes it possible to carry out individualisation using the veneer composite crea.lign® without the transitions between the materials being visible. Individualise your prostheses up to high-end aesthetics

with the crea.lign® GUM materials from the visio.lign® system. Offer your customers this additional individualisation service and provide a description of your prostheses on your laboratory's business card!

uni.lign product variants



uni.lign speed & heat polymer

Colours	70 g	500 g	1000 g
	REF	REF	REF
PC10	unisp11	unisp15	unisp19
PC20	unisp21	unisp25	unisp29
PC30	unisp31	unisp35	unisp39
PC40	unisp41	unisp45	unisp49
Veined			
PF10	unispf11	unispf15	unispf19
PF20	unispf21	unispf25	unispf29
PF30	unispf31	unispf35	unispf39
PF40	unispf41	unispf45	unispf49

uni.lign polymer

Colours	70 g	500 g	1000 g
	REF	REF	REF
PC10	unipc101	unipc102	unipc103
PC20	unipc201	unipc202	unipc203
PC30	unipc301	unipc302	unipc303
PC40	unipc401	unipc402	unipc403
Veined			
PF10	unipf101	unipf102	unipf103
PF20	unipf201	unipf202	unipf203
PF30	unipf301	unipf302	unipf303
PF40	unipf401	unipf402	unipf403
Transparent			
TC10*	unitc101	unitc102	unitc103

*Tip:

Vary the translucency with the transparent uni.lign powder! For example, mix 10 % uni.lign TC10 and 90 % uni.lign PF40 and you will get a transparent PF40 in the same shade.

uni.lign speed & heat liquid

Liquid	100 ml	500 ml	1000 ml
	REF	REF	REF
uni.lign speed liquid	unisplq1	unisplq5	
uni.lign heat liquid	unihlq01	unihlq05	unihlq10

uni.lign liquid

Liquid	100 ml	500 ml	1000 ml
	REF	REF	REF
uni.lign liquid	unil0100	unil0500	unil1000
uni.lign cast liquid	unilc100	unilc500	unilc000

Plastic casting set

uni.lign powder 500 g, uni.lign liquid cast 500 ml, flask, reamer tubes, mixing beaker, Griffin beaker, Isoplast probe

uni.lign range PC20, REF unilcpc2

uni.lign range PF20, REF unilcpf2

uni.lign range PF30, REF unilcpf3

Red-white aesthetics set*

5 x crea.lign GUM gel 5g

2 x crea.lign GUM paste 3g

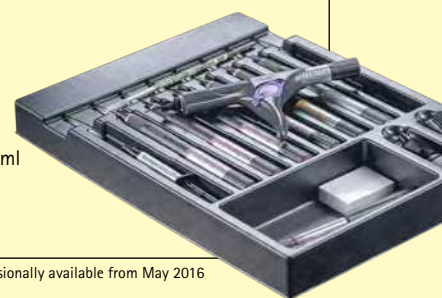
2 x crea.lign gel 5g

crea.lign opaque GUM 4g

visio.link 10 ml, modelling liquid 10 ml


Single handle with UV-LED

REF CLIGNSETG



* provisionally available from May 2016


Other offers that may be of interest to you



REF 000305GB



REF 000651GB



REF 000576GB

breident

GmbH & Co. KG · Weissenhorner Str. 2 · 89250 Senden · Germany · T: (+49) 0 73 09 / 8 72-4 41 · F: (+49) 0 73 09 / 8 72-4 44
www.breident.com · @: info@breident.com

Subject to corrections and changes 000595GB-20160211

