visio.lign

The Aesthetic and Functional System

3

Presentation of the system

veneering composite	veneers	denture teeth	composite blanks	stains	bonding system
crea.lign	novo.lign	neo.lign	visio.CAM	visio.paint	bond.lign

perform with
visio.lign

Chapter overview

1 Preparatory work
prepare natural beauty

silicones for matrices 08

2 crea.lign
create natural beauty

veneering composite 12
modelling liquid 18
Sets 21

3 visio.paint
colour natural beauty

visio.lign color 28
visio.lign shield 28

4 novo.lign
veneer natural beauty

Veneers 34
Sets 43

5 neo.lign
choose natural beauty

Teeth 48
Sets 57

6 bond.lign
secure natural beauty

Primer and Bonder	60
Opaker	62
luting composite	64
DTK adhesive	64
Sets	66

7 visio.CAM
design natural beauty

Composite blanks	70

8 Tools
support natural beauty

bre.Lux	74
visio.lign Toolkit	78
crea.lign gel	79
crea.lign paste	80
novo.lign	80
bond.lign	81
Preparatory work	81
visio.lign tooth cabinet / box	82
Material processing matrix	83
Media	84
Index	86

1

Preparatory work
prepare natural beauty

PROPERTIES SUCH AS PRECISE APPLICATION, DETAILED IMPRESSIONS AND LIGHT TRANSMISSION SPEAK IN FAVOUR OF THE FINE-GRAINED VISIO.SIL MATRIX SILICONES.

SILICONES FOR MATRICES

Preparatory work

silicones for matrices

visio.sil fix

High-precision silicone for matrices
Hardness of approx. 55 Shore A

visio.sil fix is an addition-curing, high-precision silicone for matrices. With visio.sil fix, the approximal spaces and gingival contouring of the wax-up are perfectly moulded to the finest detail. Once the restoration has been manufactured, it just has to be polished to a high gloss, saving effort and time.

Yellow

REF **54001300**
50 ml

visio.sil

Transparent silicone for matrices
Hardness of approx. 60 Shore A

visio.sil is a transparent, addition-curing silicone for matrices, used for the fabrication of translucent matrices and processing of light-curing materials.

transparent

REF **54001200**
50 ml

Benefits of visio.sil and visio.sil ILT transparent silicones for matrices

visio.sil is a transparent, addition-curing silicone for matrices, used for the fabrication of translucent matrices and processing of light-curing materials.

Images not to scale. Subject to corrections and changes.

visio.sil ILT

Transparent silicone for matrices for Inverse Layering Technique
Hardness of approx. 75 Shore A

visio.sil ILT has been specially developed for the Inverse Layering Technique. This transparent, addition-curing silicone for matrices is characterised by its extreme hardness of approx. 75 Shore A. It is flowable so it fills the proximal space and ensures perfect reproduction of the surface texture; however, it is also firm and stable and can be applied very precisely. visio.sil ILT can be applied in the patient's mouth (class 1 medical device) in the hardened state.

transparent

REF 54001400
50 ml

Benefit of transparent visio.sil ILT silicone for matrices

visio.sil ILT silicone for matrices has been approved for oral application and is perfectly suited for positioning and luting indirect veneers.

2

visio.paint
colour natural beauty

crea.lign

create natural beauty

THE LIGHT-CURING CERAMIC COMPOSITE IMPRESSES WITH NATURAL OPALESCENCE AND THE BEST LIGHT TRANSMISSION - FOR NATURAL BEAUTY

VENEERING COMPOSITE
STAINS
MODELLING LIQUID

crea.lign | veneering composite

create natural beauty - with the light-cured ceramic composite for natural beauty

crea.lign is a light-curing ceramic composite for the permanent veneering of metal, ceramic and polymer frameworks. The exceptional material properties adapt elasticity and hardness of crea.lign to the various substructure materials.

crea.lign contains only nano particles and no ground glass filler. It consists of 50% opalescent ceramic filler and a high-strength oligomer matrix.

The ceramic fillers used and the avoidance of hard glass fillers increase abrasion resistance and prevent plaque build-up, discoloration and embrittlement of the material.

Agglomeration effects (clumping) in the material are avoided and a homogeneous and dense surface is achieved with the particle size of approx. 40 µm and optimal polishing properties. Thanks to the dense surface, water absorption is low, which in turn ensures mechanical stability.

crea.lign | Coding

crea.lign gel:	REF CLFN____
dentine, e.g. A3:	REF CLFNDA30
opaque dentin, e.g. A (A3/A35):	REF CLFNOPDA335
transpa clear, e.g. T1:	REF CLFN00T1
Incisal, e.g. I1:	REF CLFN00I1
Incisal Enamel, e.g. E1:	REF CLFN00E1
High Translucent, e.g. HT1 (A1/A2):	REF CLFNHT01
GUM, e.g. G1:	REF CLFN00G1
Modifier, e.g. M1:	REF CLFN00M1
Stains, e.g. S1:	REF CLFN00S1

crea.lign paste:	REF CLPND___
dentine, e.g. A3:	REF CLPNDA30
transpa opal, e.g. T1:	REF CLPN00T1
Incisal, e.g. E1:	REF CLPN00E1
GUM, e.g. G50:	REF CLPN0G50
–	
–	

Images not to scale. Subject to corrections and changes.

Natural beauty

- Natural opalescence
- Optimal depth effect thanks to coordinated refractive indices
- Translucency (greater degree of freedom than in ceramics)

crea.lign is available in both dosage forms gel and paste in classic A-D colours and other GUM and incisal materials and can be seamlessly combined with each other.

crea.lign | Benefits

Natural - Balance between opalescence, fluorescence and translucency creates a natural, vibrant colour effect

Physiology – crea.lign is significantly more impact-resistant than ceramics thanks to its excellent mechanical properties. This increases the resilience of the veneer.

Safety – crea.lign's permanent chemical adhesion to all framework materials as well as plaque and discoloration resistance ensure the long-term success of the veneer.

crea.lign gel is the "more fluid" variant of the two dosage forms of crea.lign veneering composite. The specially developed single-hand grip and application cannula make precise dosing with just one hand easier for the user.

crea.lign paste is the pasty variant of crea.lign's two dosage forms. The consistency of crea.lign pastes is soft and smooth. Contouring is very easy. No undesired adhesion. The composite shaper kit makes modelling even easier. The silicone modelling instruments have been specially developed for the crea.lign paste and serve as an attachment and modelling aid. This makes it easy to achieve the finest transitions in modelling.

→ *All colours of the crea.lign gel or crea.lign paste can be found on page 16 and 17*
→ *crea.lign opaque, see page 63*
→ *shade combination tables, see page 18*

crea.lign gel

crea.lign paste

crea.lign | gel

BL3 A1 A2 A3 A3.5 A4 B1 B2 B3
BL3 A10 A20 A30 A35 A40 B10 B20 B30
B4 C1 C2 C3 C4 D2 D3 D4
B40 C10 C20 C30 C40 D20 D30 D40

REF **CLFND_ _ _**

5 g

gel **Dentine**

is available in the classic A–D dentine shades and BL3 bleached shade.

A3/A3.5 B3 C3 D3
A B C D
A 3 3 5 B 3 C 3 D 3

Bleach Bleach (A1/B1)
B L A B 1

REF **CLFNOPD _ _ _ _ _**

5 g

Opaque Dentin Gel

crea.lign Opaque Dentine materials provide chroma and depth effect in composite veneers with low wall thicknesses. With the materials OD A to OD D and OD bleach the most common colors are made available.

E1 E2 E3 E4
E1 E2 E3 E4

opal blue rose universal
I1 I2 I3 I4
I 1 I 2 I 3 I 4

I5* *C.G.S. finish
I 5

REF **CLFN00 _ _**

5 g

gel **incisal**

Alongside the enamel materials (E1/E2/E3/E4), crea.lign incisal (opal/blue/pink/universal/C.G.S.finish) can be used for specific accentuation of the incisal area (see also colour combination table of enamel and dentine materials on page 17)

clear
T1
T 1

REF **CLFN00 _ _**

5 g

gel **Transpa clear**

crea.lign gel Transpa clear is the crystal-clear version of the crea.lign gel.

A1/A2 A2/A3 A3/A3.5
HT1 HT2 HT3
0 1 0 2 0 3

REF **CLFNHT _ _**

5 g

High Translucent Gel

crea.lign HT are chromatically attenuated Dentine materials with a very high degree of translucency. They allow a natural transition from the dentine to the enamel area and they are available in the versions HT1, HT2 and HT3.

light pink pink red
G1 G2 G3 G4
G 1 G 2 G 3 G 4

REF **CLFN00 _ _**

5 g

gel **GUM**

crea.lign gel GUM (light/pink/pink/red) are customisation materials for the gum area.

beige	oliv	caramel	purple	umbra
M1	M2	M3	M4	M5
M1	M2	M3	M4	M5

REF
CLFN00 _ _

5 g

gel **Modifier**

(beige/olive/caramel/purple/umbra) are intensively coloured materials, for example, to accentuate the neck region of a tooth or replicate decalcification stains.

orange	brown
S1	S2
S 1	S 2

REF
CLFN00 _ _

1,4 g

Stains

crea.lign stains (brown/orange) are light-curing intensive materials and are used for colour customisation of composite veneers. crea.lign stains must not be coated; they are used to emphasise, for example, proximal spaces, incisal edges and fissures.

crea.lign | paste

BL3	A1	A2	A3	A3.5	A4	B1	B2	B3
BL3	A10	A20	A30	A35	A40	B10	B20	B30

B4	C1	C2	C3	C4	D2	D3	D4
B40	C10	C20	C30	C40	D20	D30	D40

REF
CLPND_ _ _

3 g

paste **dentine**

is available in the classic A–D dentine shades and BL3 bleached shade.

E1	E2	E3	E4
E 1	E 2	E 3	E 4

REF
CLPN00 _ _

3 g

paste **Incisal**

like crea.lign gel, is available in 4 shades (E1/E2/E3/E4) and is used to design the cutting area. The incisal materials are perfectly matched to the dentine materials (see table on this page below).

opal
T1
T 1

REF
CLPN00 _ _

3 g

paste **Transpa opal**

is the transparent variant of crea.lign paste. Thanks to optimal translucency and opalescence, it gives a natural, vibrant colour effect.

bright	PL light	PO opaque	orange	brown
G20	G30	G40	G50	G60

REF
CLPN0_ _ _

3 g

paste **GUM**

crea.lign paste GUM (light/opaque/bright/orange/brown) is used to coat the gingival elements for red-white customisation.

Images not to scale. Subject to corrections and changes.

crea.lign | shade combination tables

crea.lign gel/paste*	classic A–D dentine shades																
Enamel	A1	A2	A3	A3.5	A4	B1	B2	B3	B4	C1	C2	C3	C4	D2	D3	D4	BL3
E1	■					■				■				■			■
E2		■	■				■										
E3				■				■	■		■	■			■	■	
E4					■								■				

* All crea.lign gel materials can be seamlessly combined with all crea.lign paste materials.

crea.lign | modelling liquid

REF CLFMOD10
10 ml

During modelling instruments can be wetted with the crea.lign Modelling Liquid in order to avoid an adhesion of the veneering composite.

crea.lign veneering system
paste + gel,
complete set

crea.lign | sets

REF CLIGNSETFK crea.lign veneering system paste + gel, complete set

aluminium case,
width 42.5 cm x height 43.5 cm x depth 20.5 cm

1 x

modelling liquid
10 ml
1 x

visio.link
10 ml
1 x

Disposable trays
1 x 12

Mixing pad
2 x

MKZ primer
5 ml
1 x

MKZ EM activator
4 ml
1 x

K primer
4 ml
1 x

Spatula
1 x

Assortment contains all available shades of the following components:

- crea.lign opaque
- crea.lign paste
  - · dentine · Transpa opal
  - · incisal · GUM
- crea.lign gel
  - · incisal · Transpa clear
  - · dentine · Modifier
  - · GUM Opaque Dentin
  - · High Translucent
- crea.lign Stain

→ see page 16/17

Primer and activator
→ see page 60/61

crea.lign syringe holder
stainless steel
2 x

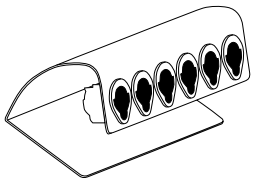

Disposable brush
20 x

Brush holder
1 x

crea.lign paste incisal, 3 g
4 x

crea.lign paste dentine, 3 g
17 x

Rotary piston
27 x

crea.lign paste Transpa opal,, 3 g
1 x

crea.lign paste GUM, 3 g
5 x

Single-hand grip crea.lign gel with UV LED
12 x

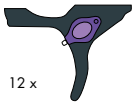

Pin cover
2 x 10

Application cannula
2 x 10

crea.lign gel incisal, 5 g
9 x



crea.lign Opaque Dentin, 5 g
5 x



crea.lign shade guide dentine shade (empty)
1 x

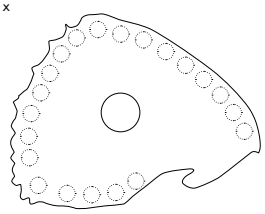

crea.lign Stain, 1,4 g
2 x



crea.lign gel Transpa clear, 5 g
1 x



crea.lign High Translucent, 5 g
3 x



crea.lign opaque, 4 g
11 x

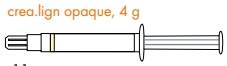

crea.lign gel dentine, 5 g
17 x



crea.lign gel Modifier, 5 g
5 x



crea.lign gel GUM, 5 g
4 x



crea.lign shade guide Incisal, Stains & GUM (empty)
1 x

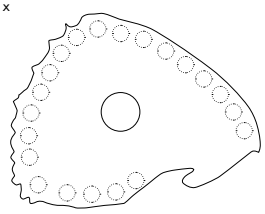

visio.lign information folder
with various printed materials, such as crea.lign freestyle manual and table display with illustrated layering instructions.

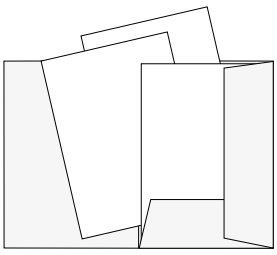

1 x

crea.lign Composite shaper kit

1 x angle chisel

1 x cup chisel

1 x taper point

1 x cup round

1 x flat chisel

Images not to scale. Subject to corrections and changes.

REF CLIGNSET12 **crea.lign** Assortment with syringe holder

crea.lign syringe holder
plastic

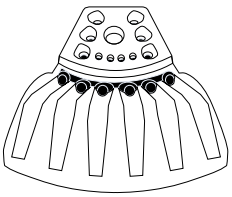

1 x

Single-hand grip crea.lign gel with UV LED

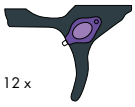

12 x

Pin cover

2 x 10

Application cannula

2 x 10

crea.lign Stain, 1,4 g

2 x



crea.lign gel, 5 g

12 x



modelling liquid, 10 ml

1 x

crea.lign stains and gel shades of your choice

→ see page 16/17

REF CLPNSET9 **crea.lign** paste starter kit, 9 pastes can be selected

crea.lign paste, 3 g

9 x

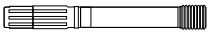

Rotary piston

9 x

crea.lign Composite shaper kit

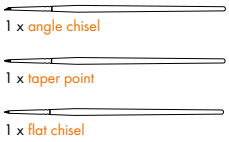

1 x angle chisel
1 x taper point
1 x flat chisel
1 x cup chisel
1 x cup round

crea.lign paste shades of your choice

→ see page 17

REF CLPNSET10 **crea.lign** paste starter kit, 10 x crea.lign paste

syringe holder for crea.lign paste

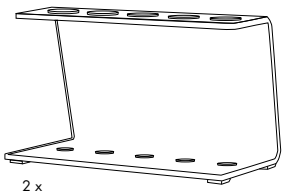

2 x

crea.lign paste dentine, 3 g

1 x A2
1 x A3
1 x A3,5
1 x B3
1 x C3
1 x D3

crea.lign paste Enamel, 3 g

1 x E1
1 x E2
1 x E3

crea.lign paste Transpa opal,, 3 g

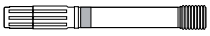

1 x T1

Mixing pad

1 x

Rotary piston

10 x

REF CLPNSETFK

crea.lign paste complete kit

crea.lign paste dentine, 3 g
17 x

Rotary piston
27 x

visio.link
10 ml
1 x

crea.lign paste
shades of your choice
→ see page 17

crea.lign paste GUM, 3 g
5 x

modelling liquid
10 ml
1 x

crea.lign paste incisal, 3 g
4 x

crea.lign opaque, 4 g
10 x

crea.lign paste Transpa opal,, 3 g
1 x

crea.lign opaque Z,
zirconium liner 4 g
1 x

crea.lign
surface cleaner
125 ml
1 x

crea.lign Composite shaper kit

1 x angle chisel

1 x cup chisel

1 x taper point

1 x cup round

1 x flat chisel

crea.lign freestyle intro Kit

REF CLFKSETA20

REF CLFKSETA30

REF CLFKSETA35

A2
oder
A3
oder
A3,5

1 x crea.lign gel dentine, 5 g

1 x crea.lign paste dentine, 3 g

1 x crea.lign gel incisal, 5 g

1 x crea.lign opaque, 4 g

crea.lign gel and crea.lign opaque
the set supplied corresponds to the
assortment shade selected, A3 or A3.5)

Images not to scale. Subject to corrections and changes.

REF CLIGNSETG Red-white aesthetics set

visio.lign folding box



1 x

Layering instructions

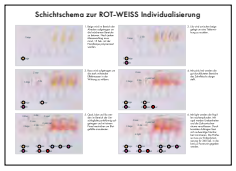

1 x

Unique brush no. 4

1 x

modelling liquid
10 ml

1 x

visio.link
10 ml

1 x

Demo prosthesis

2 x

Pin cover

1 x 10

Application cannula

1 x 10

Mixing pad



1 x

Rotary piston

5 x

Single-hand grip crea.lign gel
with UV LED

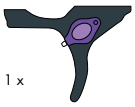

1 x

crea.lign gel incisal, 5 g



1 x I1 opal
1 x I2 blue

crea.lign gel Transpa clear, 5 g



1 x T1 transpa clear

crea.lign gel Modifier, 5 g

1 x M1 beige
1 x M4 purple

crea.lign gel GUM, 5 g



1 x G1 light
1 x G2 pink
1 x G3 pink
1 x G4 red

crea.lign Opaquer, 4 g

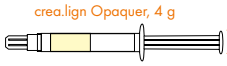

1 x GUM

crea.lign paste GUM, 3 g



5 x

1 x bright
1 x PL light
1 x PO opaque
1 x orange
1 x brown

REF CLIGNSETN crea.lign Start set N

Single-hand grip crea.lign gel
with UV LED

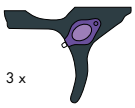

3 x

crea.lign gel, 5 g

10 x



crea.lign gel
shades of your choice
→ see page 16/17

REF CLIGNSET3A crea.lign test set colours A2, A3, A3,5

Application cannula
1x10

Pin cover
1 x 10

modelling liquid
10 ml
1 x

visio.link
10 ml
1 x

MKZ primer
5 ml
1 x

crea.lign paste dentine, 3 g
1 x A2
1 x A3
1 x A3,5

crea.lign gel Enamel and Incisal,, 5 g
1 x E2
1 x E3
1 x I1 opal
1 x I2 blue

crea.lign gel dentine, 5 g
1 x A2
1 x A3
1 x A3,5

crea.lign gel Transpa clear, 5 g
1 x T1

crea.lign gel GUM, 5 g
1 x G1 light
1 x G2 pink
1 x G3 pink
1 x G4 red

crea.lign opaque, 4 g
1 x A2
1 x A3
1 x A3,5

Rotary piston
3 x

crea.lign Composite shaper kit
1 x angle chisel
1 x cup chisel
1 x taper point
1 x cup round
1 x flat chisel

Single-hand grip crea.lign gel
with UV LED
1 x

Unique brush no. 4
1 x

Mixing pad
1 x

REF VLTOOLKIT visio.lign tool kit finishing set for composite veneers

Holder for rotating tools and
Abraso-Star gloss glass jar (glass *jar is not filled!*)
1 x

crea.lign
surface cleaner
125 ml
1 x

Glass jar
unfilled for Abraso-Star gloss
1 x

Quick-Mandrell,
Gr. 2
1 x

diamond disc
on both sides mounted,
flexible, Ø 19 x 0.23 mm
1 x

Ceragum medium lens
Ø 22 x 4 mm
12 x

Abraso-Fix round brush
extra fine, yellow
Ø 22 mm
8 x

Hexagonal brush
goat-hair white
Ø 13 mm
15 x

Cotton buff
Ø 22 mm
15 x

tungsten carbide burs
Ø 4.0 mm – garnet
1 x

tungsten carbide burs
Ø 2.3 mm – pear
1 x

tungsten carbide burs
Ø 4.0 mm – garnet
1 x

tungsten carbide burs
Ø 2.3 mm – conical, round
1 x

Abraso-Star gloss
high lustre polishing
50 ml
2 x

Acrypol
polishing paste for veneering materials
170 g
1 x

Images not to scale. Subject to corrections and changes.

3

visio.paint

colour natural beauty

WITH THE VISIO.LIGN COLOR COMPOSITE PAINTS THE CHROMA OF A VENEER CAN BE OPTIMALLY ADAPTED WHILE REACHING PARTICULAR COLOR EFFECTS. WITH THE VISIO.LIGN SHIELD GLOSSY GLAZING AN OPTIMAL SURFACE GLOSS AND PROTECTION CAN BE OBTAINED.

STAINS

GLOSSY GLAZING

visio.lign | color

Body A BODYA	White	Blue BLUE	GUM Pink GPINK
Body B BODYB	Orange ORANGE	Yellow YELLOW	GUM Red GRED
Body C BODYC	Black BLACK	Brown BROWN	GUM light GLIGHT
Body D BODYD	Rose ROSE	Olive OLIVE	
	Grey-Blue GREYBL	Creme CREME	

REF
VLCOL _ _ _ _ _ _

2,6 ml

visio.lign color

visio.lign color are light-curing composite paints that can be used to effortlessly achieve colour effects on the surface of a veneer. The visio.lign color colours Body A-D can be used to optimally adjust a veneer's chroma. Furthermore, there is a wide range of visio.lign color paints available for efficient surface characterisation.

visio.lign | shield

REF
VLSHIELDLV5

LV – Low Viscosity (liquid) 5 ml

REF
VLSHIELDHV5

HV – High Viscosity (viscous) 5 ml

visio.lign shield

The new visio.lign shield gloss varnish for composite, PMMA and BioHPP allows you to create optimal surface gloss and protection. A surface finished with visio.lign shield gloss varnish acts as an abrasion-resistant protective shield that won't discolour. Available in two viscosity variants – liquid LV and viscous HV.

visio.lign color Set

visio.lign | sets

REF VLCOLSET visio.lign color Set

aluminium case,
width 34 cm x height 25 cm x depth 4 cm

1 x

visio.lign shield LV
5 ml
1 x

visio.lign shield HV
5 ml
1 x

visio.lign color
2,6 ml
je 1 x

crea.lign
surface cleaner
30 ml
1 x

Mixing pad
1 x

Disposable brush
10 x

Brush holder
1 x

The assortment is composed of the following visio.lign colors:

- Body A
- Body B
- Body C
- Body D
- Grey-Blue
- Blue
- Yellow
- Brown
- Olive
- White
- Orange
- Black
- Rose
- Creme

REF VLCOLSKIT visio.lign color Starter Kit

aluminium case,
width 34 cm x height 25 cm x depth 4 cm

1 x

visio.lign shield LV
5 ml
1 x

visio.lign shield HV
5 ml
1 x

visio.lign color
2,6 ml
je 1 x

crea.lign
surface cleaner
30 ml
1 x

Mixing pad
1 x

Disposable brush
10 x

Brush holder
1 x

The assortment is composed of the following visio.lign colors:

- Body A
- Body B
- Grey-Blue
- Olive
- Orange
- Creme

4

novo.lign

veneer natural beauty

VENEERS

NOVO.LIGN VENEERS IMPRESS WITH THEIR UNIQUE PROPERTIES. WITH THE PRIMERS & BONDERS OF THE GROUP, THEY CAN BE ATTACHED TO ANY FRAMEWORK MATERIAL AND SUPPLEMENTED WITH CREA.LIGN. BECAUSE THEY HAVE THE SAME SHADES AND SHAPES, THEY CAN BE SEAMLESSLY COMBINED WITH NEO.LIGN DENTURE TEETH.

novo.lign | Veneers

FEATURES

Special wing for closing the interdental space, preventing black holes and dirt recesses.

Wider tooth neck to cover wide crowns. Individually customisable by heating.

No constriction at the neck, individually customisable around the gum line.

Longer tooth neck to cover elongated teeth.

Optimised contact point design.

Natural mamelon structure and layering, yet only 1 mm thick.

Deep-set incisal edge for optimal transition to the supplementary material.

The novo.lign veneers consist of high impact polymer composite filled with microceramic, and can be used for the permanent veneering of metal, ceramic and polymer frameworks. They are moulded from real rows of teeth and, therefore, give a perfect natural look. The morphological layer structure also ensures the veneer has a natural depth. Thanks to its exceptional mechanical properties, such as its high flexural strength (140 MPa) and low modulus of elasticity (approx. 3,000 MPa) the physiological veneers have a shock-absorbing effect and are therefore, perfect for implant prosthetics. The homogeneous and sealed surface ensures long-term colour stability and plaque resistance. Because they have the same shades and shapes, they can be seamlessly combined with neo.lign denture teeth.

novo.lign veneers are available in anterior and posterior shapes.

Posterior shapes allow implementation of any occlusion concept through the multifunctional chewing surface design of G, W and L shapes

Images not to scale. Subject to corrections and changes.

- The "extra" wide W designs are more suited to veneering bulky crowns and bridge frameworks than the "slimline" G designs...
- ...the L designs with "lingualised occlusal design" for manufacturing implant-supported full dentures.

All novo.lign anterior and posterior denture teeth are available in all classic A–D shades and BL3 bleached shade.

novo.lign

novo.lign | Coding

All tooth cards/slides for the novo.lign veneers are printed with silver lettering.

novo.lign A

A stands for anterior, which includes all anterior tooth designs for both the upper and lower jaws.

Tooth mould, e.g. D49

Tooth shade, e.g. A3

novo.lign P

G designs

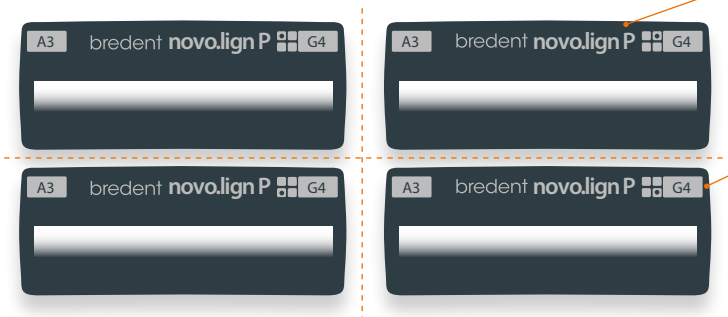

P stands for posterior, which includes all posterior tooth designs for both upper and lower jaws.

For novo.lign P variants of veneers, a distinction is made between G, W and L designs.

G, W and L designs are available in several sizes. Each size is assigned a numeric code. The size increases with the numeric value. The G designs of the veneers are available in sizes 3 and 4; the W designs in sizes 3, 4 and 5; the L designs in sizes 2 and 3.

→ *For sizing charts see page 37*

W designs

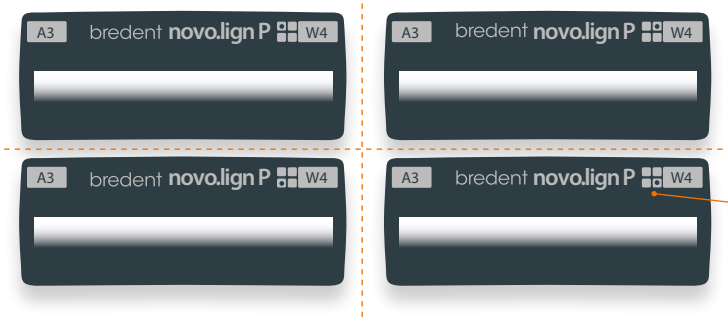

G and W designs are grouped into quadrants, i.e. on a single tooth card/slide, for example, the lower jaw premolars and molars of the 3rd quadrant are all one design and size, e.g. W4.
On the tooth cards/slides for G, W and L designs, all four quadrants are shown in the form of four small boxes.
The corresponding quadrant is marked with a dot.

L designs



The L designs for the novo.lign P veneers are available in two sizes, L2 and L3. A tooth card/slide is fitted with either 6 upper jaw (16, 15, 14 , 24, 25, 26) or 6 lower jaw posterior teeth (46, 45, 44, 34, 35, 36)

Images not to scale. Subject to corrections and changes.

novo.lign | Colours and forms

novo.lign A

Anterior / front teeth

Buccal wall thickness
1.0 mm

- 12 upper moulds
- 3 lower moulds

Variety with system

novo.lign P

Posterior teeth

G designs

Buccal wall thickness
1.2 mm

- Multi-functional occlusal surface design for all occlusion concepts

Available in sizes

-	G3	G4

small — large

L designs

Buccal wall thickness
1.0 mm

- Lingualised occlusal design for full dentures

Available in sizes

L2	L3	-

small — large

W designs

Buccal wall thickness
0.8 mm

- Multi-functional occlusal design for all occlusion concepts
- Extra-wide tooth design, particularly recommended for veneering crowns and bridges

Available in sizes

W3	W4	W5

small — large

All novo.lign A and novo.lign P shapes are available in the following colours:

BL3	A1	A2	A3	A3.5	A4	B1	B2	B3	B4	C1	C2	C3	C4	D2	D3	D4

Images not to scale. Subject to corrections and changes.

novo.lign | Range of designs

Upper anterior

C43 REF VOC43 _ _ _ S

H46 REF VOH46 _ _ _ S

A44 REF VOA44 _ _ _ S

S46 REF VOS46 _ _ _ S

F44 REF VOF44 _ _ _ S

I47 REF VOI47 _ _ _ S

I45 REF VOI45 _ _ _ S

D48 REF VOD48 _ _ _ S

Lower anterior

T35 REF VUT35 _ _ _ S

D38 REF VUD38 _ _ _ S

The colour completes the REF:

BL3	A1	A2	A3	A3.5	A4	B1	B2
BL3	A10	A20	A30	A35	A40	B10	B20

Upper/lower posterior

M48 REF VOM48 _ _ _ S

D49 REF VOD49 _ _ _ S

B51 REF VOB51 _ _ _ S

K53 REF VOK43 _ _ _ S

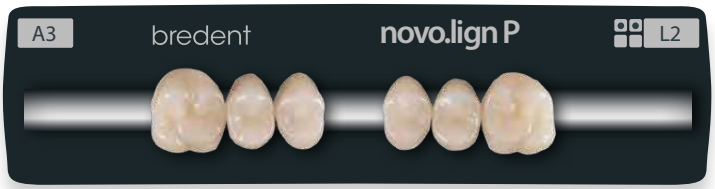

L2 REF VOWL2_ _ _

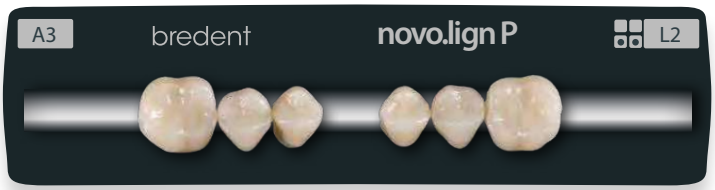

L2 REF VUWL2 _ _ _

L3 REF VOWL3 _ _ _

L3 REF VUWL3 _ _ _

D41 REF VUD41 _ _ _ S

→ *For more posterior designs see page 38 and 39*

B30

B40

C10

C20

C30

C40

D20

D30

D40

Images not to scale. Subject to corrections and changes.

novo.lign | Range of designs

Upper/lower posterior

W3 REF VO1W3 _ _ _

W3 REF VO2W3 _ _ _

W4 REF VO1W4 _ _ _

W3 REF VU4W3 _ _ _

W3 REF VU3W3 _ _ _

W4 REF VU4W4 _ _ _

G3 REF VO1G3 _ _ _

G3 REF VO2G3 _ _ _

G4 REF VO1G4 _ _ _

G3 REF VU4G3 _ _ _

G3 REF VU3G3 _ _ _

G4 REF VU4G4 _ _ _

The colour completes the REF:

BL3	A1	A2	A3	A3.5	A4	B1	B2
BL3	A10	A20	A30	A35	A40	B10	B20

W4 REF VO2W4 _ _ _

W5 REF VO1W5 _ _ _

W5 REF VO2W5 _ _ _

W4 REF VU3W4 _ _ _

W5 REF VU4W5 _ _ _

W5 REF VU3W5 _ _ _

G4 REF VO2G4 _ _ _

G4 REF VU3G4 _ _ _

→ *For more posterior designs see page 39*

B30

B40

C10

C20

C30

C40

D20

D30

D40

Images not to scale. Subject to corrections and changes.

A2
bredent

bredent
novo.lign A

visio.lign®
The Aesthetic and Functional System
mould kit novo.lign
bredent

A2
bredent novo.lign P

novo.lign | sets

REF VLIGNSET2 visio.lign veneering system novo.lign A + P starter kit 2

visio.lign tooth cabinet / box

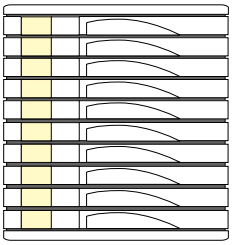

1 x

novo.lign A veneers - Anterior teeth

10 tooth cards/slides

novo.lign P veneers - Posterior teeth

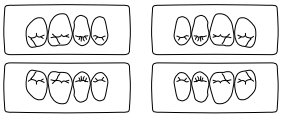

8 tooth cards/slides

visio.link, 10 ml

1 x

Mixing cannula combo.lign, size 2

1 x 10

combo.lign luting composite, 8 g

1 x

Assortment in one shade of your choice
→ *Classic A to D shades and BL3 bleached shade*

visio.lign tooth cabinet
Free selection of the color design
→ *see page 82*

novo.lign A and P tooth cards/slides
Choice of anterior and posterior veneer designs
→ *see page 38 to 41*

novo.lign P tooth cards/slides
Choice of posterior veneer designs
→ *For sizing charts see page 37*

REF VLIGNSET3 visio.lign veneering system starter kit 3

visio.lign tooth cabinet / box

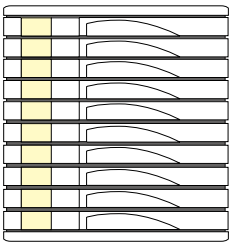

1 x

novo.lign A veneers - Anterior teeth

13 tooth cards/slides

novo.lign P veneers - Posterior teeth

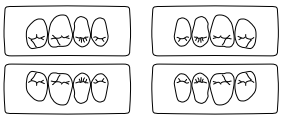

8 tooth cards/slides

Single-hand grip crea.lign gel with UV LED

2 x

visio.link, 10 ml

1 x

crea.lign opaque, 4 g

1 x

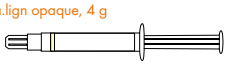

Pin cover

1 x 10

Application cannula

1 x 10

crea.lign gel, 5 g

2 x



Mixing cannula combo.lign, size 2

1 x 10

combo.lign luting composite, 8 g

1 x

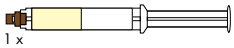

Assortment in one shade of your choice
→ *Classic A to D shades and BL3 bleached shade*

visio.lign tooth cabinet
Free selection of the color design
→ *see page 82*

novo.lign A und P tooth cards/slides
Choice of anterior and posterior veneer designs
→ *see page 38 to 41*

novo.lign P tooth cards/slides
Choice of posterior veneer designs
→ *For sizing charts see page 37*

Images not to scale. Subject to corrections and changes.

REF VLIGNSET4 visio.lign Starterkit 4

visio.lign tooth cabinet / box

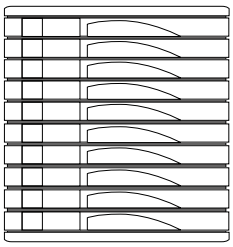

1 x

novo.lign A veneers - Anterior teeth

26 tooth cards/slides

novo.lign P veneers - Posterior teeth

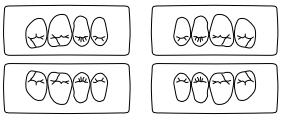

24 tooth cards/slides

Single-hand grip crea.lign gel with UV LED

3 x

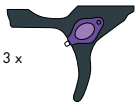

visio.link, 10 ml

1 x

crea.lign opaque, 4 g

2 x

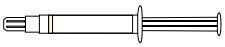

Pin cover

1 x 10

Application cannula

1 x 10

crea.lign gel, 5 g

10 x



Mixing cannula combo.lign, size 2

1 x 10

combo.lign luting composite, 8 g

2 x

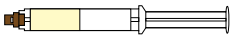

Mixing cannula green, size 4



1 x 12

visio.sil silicone for matrices, 50 ml

1 x

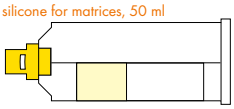

MKZ primer, 5 ml

1 x

modelling liquid, 10 ml

1 x

Assortment in two shades of your choice
→ *Classic A to D shades and BL3 bleached shade*

visio.lign tooth cabinet
Free selection of the color design
→ *see page 83*

novo.lign A and P tooth cards/slides
Choice of anterior and posterior veneer designs
→ *see page 38 bis 41*

novo.lign P tooth cards/slides
Choice of posterior veneer designs
→ *For sizing charts see page 37*

crea.lign incisal gel and choice of dentine shades
→ *see page 16*

REF VLIGNPRVN Living mould chart **novo.lign** - novo.lign A and novo.lign P

visio.lign folding box

1 x

novo.lign A veneers - Anterior teeth

12 x 3 x

= 15 tooth cards/slides:
1 tooth card/slide in each design

novo.lign P veneers - Posterior teeth

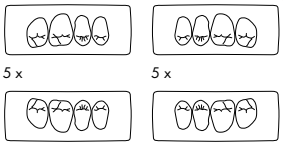

5 x 5 x
5 x 5 x

= 20 tooth cards/slides:
each G and W design in sizes:
G3, G4 and W3, W4, W5.

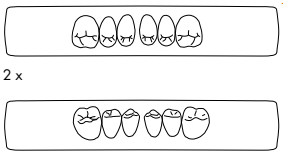

2 x
2 x

= 4 tooth cards/slides:
each 1 x L design
in sizes:
L2 and L3

Assortment in one shade of your choice
→ *Classic A to D shades and BL3 bleached shade*

REF VLIGNPRVN1 **novo.lign** shape kit - reduced quantity of shapes

visio.lign folding box

1 x

novo.lign A veneers - Anterior teeth

11 x 3 x

= 14 tooth cards/slides:
1 tooth card/slide in each design
(Upper jaw design K53 is not included)

novo.lign P veneers - Posterior teeth

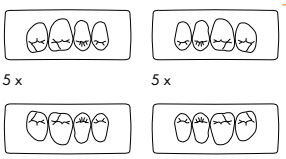

5 x 5 x
5 x 5 x

= 20 tooth cards/slides:
G and W design
in sizes:
G3 and G4,
W3, W4 and W5.

Assortment in one shade of your choice
→ *Classic A to D shades and BL3 bleached shade*

5

neo.lign
choose natural beauty

FULL TEETH

THE NEO.LIGN FULL TEETH ARE IDENTICAL IN COLOUR, SHAPE AND MATERIAL TO THE NOVO.LIGN VENEERS. THIS MAKES THEM IDEALLY SUITED FOR AESTHETICALLY UNIFORM COMBINATION TECHNOLOGY. NEO.LIGN'S LINGUALISED CHEWING SURFACE DESIGN IS OPTIMAL FOR TOTALPROTHETICS. THE HIGH MECHANICAL STRENGTH OF THE NEO.LIGN TEETH MAKES THEM PARTICULARLY SUITABLE FOR IMPLANT-SUPPORTED DENTURES.

neo.lign | Teeth

Natural mamelon structure with 4 chromatic layers. Additionally incorporated Transpa layer creates a "pearl effect" and a natural effect of depth.

Specially incorporated grooves reproduce the natural surface structure.

Optimised functional guide surfaces: The upper and lower jaw teeth interlock in a true-to-life manner.

Optimum curvature of the tooth. This supports the lip and produces a natural, youthful appearance.

The neo.lign full teeth consist of 5 thin layers of high-impact PMMA composite (polymethyl methacrylate) and 4 chromatic layers. They are suitable for the fabrication of full prosthetic restorations and for the combination technique. Due to their high mechanical strength, neo.lign teeth are perfectly suited for implant-supported dentures. Just like the novo.lign veneers, the neo.lign full teeth are based on natural teeth. This results in a particularly natural appearance. The morphological layer structure provides an additional and natural effect of depth.

The neo.lign full teeth feature the same shade, design and material as the novo.lign veneers. The layer structure of neo.lign and novo.lign is also perfectly coordinated. As a result, neo.lign and novo.lign can be combined without any problems.

A homogeneous and dense surface of the neo.lign full teeth ensures permanent shade stability and plaque resistance.

neo.lign full teeth are available as anterior and posterior teeth.

The posterior teeth enable the implementation of any occlusion concept thanks to the special occlusal designs of the neo.lign G and L designs.

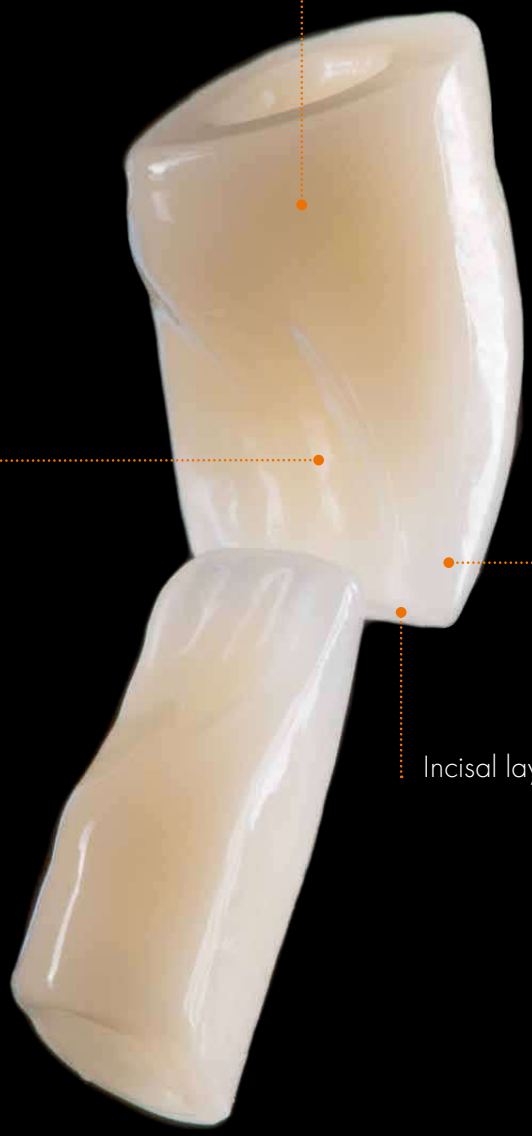

- With the L designs, the visio.lign system offers a lingualised occlusal surface design especially for the fabrication of full prosthetic restorations.
- With the neo.lign G designs, a multifunctional occlusal surface design is available. Due to its slender shape, the G design is particularly suited for cases with limited space.

All neo.lign anterior and posterior designs are available in the classic A-D shades and in a bleach shade BL3.

4 CHROMATIC LAYERS

neo.lign

neo.lign | Coding

All tooth cards/slides for the neo.lign teeth are printed with gold lettering.

neo.lign A

A stands for anterior, which includes all anterior tooth designs for both the upper and lower jaws.

Tooth mould, e.g. D48

Tooth shade, e.g. B4

neo.lign P

G designs

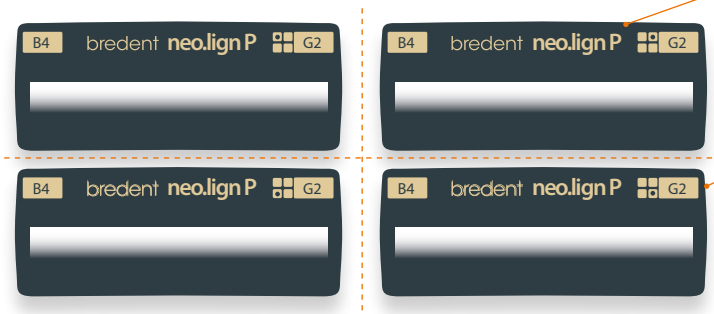

P stands for posterior, which includes all posterior tooth designs for both the upper and lower jaws.

For neo.lign P variants of posterior teeth, a distinction is made between G and L designs.

Both the G and L designs are available in several sizes. Each size is assigned a numeric code. The size increases with numeric value. G and L designs of full teeth are available in sizes 2, 3 and 4.

→ *For sizing charts see page 51*

The G shapes are grouped by quadrant, i.e. premolars and molars, e.g. of the lower jaw of the 4th quadrants of a shape and size, e.g. G2. On the toothed strips of the G and L shapes, all four quadrants are shown in the form of four small boxes. The corresponding quadrant is marked with a dot.

L designs



With the L-shapes, the toothed strips are equipped with either all upper jaw (16, 15, 14, 24, 25, 26) or all lower jaw teeth (46, 45, 44, 34, 35, 36).

neo.lign | Colours and forms

Variety with system

neo.lign A
Anterior teeth

- 13 upper moulds
- 4 lower moulds

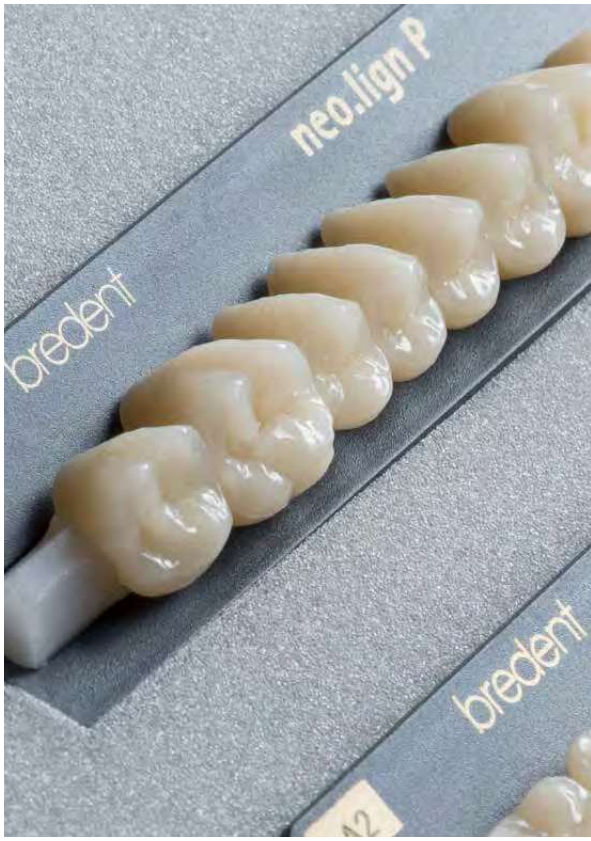

neo.lign P
Posterior teeth

G designs

- Multi-functional occlusal design for all occlusion concepts

Available in sizes

G2	G3	G4

small — large

L designs

- lingualised occlusal design for full dentures

Available in sizes

L1	L2	L3	L4

small — large

All neo.lign A and neo.lign P shapes are available in the following colours:

BL3	A1	A2	A3	A3,5	A4	B1	B2	B3	B4	C1	C2	C3	C4	D2	D3	D4

Images not to scale. Subject to corrections and changes.

neo.lign | Variety of shapes

Upper anterior

F41 REF TOF41 _ _ _ S

F44 REF TOF44 _ _ _ S

B43 REF TOB43 _ _ _ S

I45 REF TOI45 _ _ _ S

C43 REF TOC43 _ _ _ S

H46 REF TOH46 _ _ _ S

A44 REF TOA44 _ _ _ S

S46 REF TOS46 _ _ _ S

Lower anterior

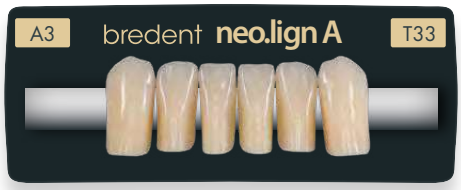

T33 REF TUT33 _ _ _ S

T35 REF TUT35 _ _ _ S

The colour completes the REF:

BL3	A1	A2	A3	A3,5	A4	B1	B2
BL3	A10	A20	A30	A35	A40	B10	B20

I47 REF TOI47 _ _ _ S

B51 REF TOB51 _ _ _ S

D48 REF TOD48 _ _ _ S

M48 REF TOM48 _ _ _ S

D49 REF TOD49 _ _ _ S

D38 REF TUD38 _ _ _ S

D41 REF TUD41 _ _ _ S

B3	B4	C1	C2	C3	C4	D2	D3	D4
B30	B40	C10	C20	C30	C40	D20	D30	D40

Images not to scale. Subject to corrections and changes.

neo.lign | Variety of shapes

Upper/lower posterior

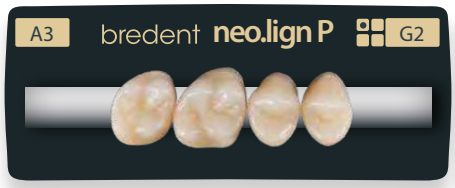

G2 REF TO1G2 _ _ _

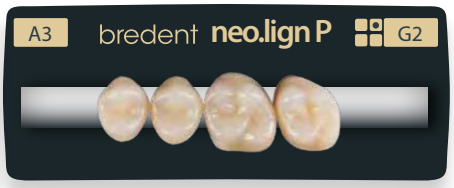

G2 REF TO2G2 _ _ _

G3 REF TO1G3 _ _ _

G2 REF TU4G2 _ _ _

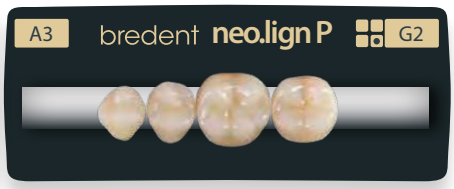

G2 REF TU3G2 _ _ _

G3 REF TU4G3 _ _ _

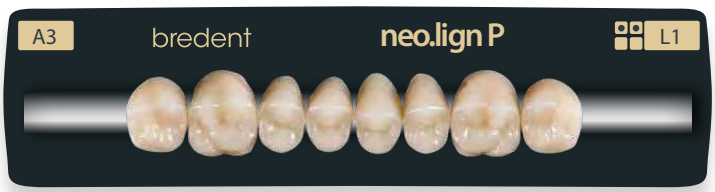

L1 REF TOWL1 _ _ _

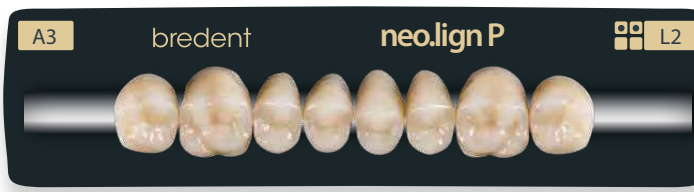

L2 REF TOWL2 _ _ _

L1 REF TUWL1 _ _ _

L2 REF TUWL2 _ _ _

The colour completes the REF:

BL3	A1	A2	A3	A3,5	A4	B1	B2
BL3	A10	A20	A30	A35	A40	B10	B20

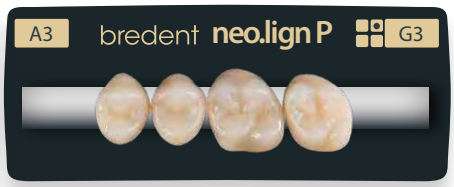

G3 REF TO2G3 _ _ _

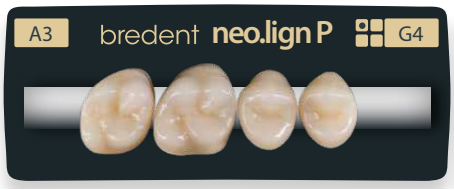

G4 REF TO1G4 _ _ _

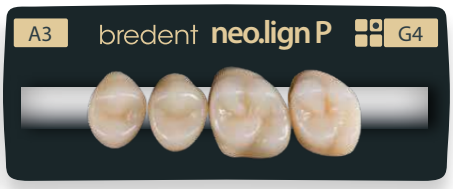

G4 REF TO2G4 _ _ _

G3 REF TU3G3 _ _ _

G4 REF TU4G4 _ _ _

G4 REF TU3G4 _ _ _

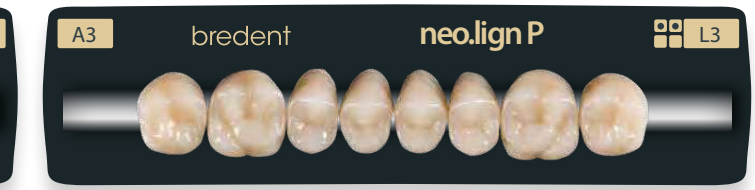

L3 REF TOWL3 _ _ _

L4 REF TOWL4 _ _ _

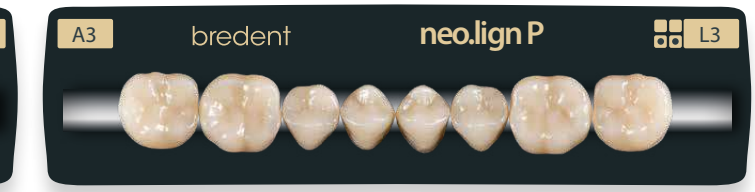

L3 REF TUWL3 _ _ _

L4 REF TUWL4 _ _ _

B3	B4	C1	C2	C3	C4	D2	D3	D4
B30	B40	C10	C20	C30	C40	D20	D30	D40

Images not to scale. Subject to corrections and changes.

bredent
neo.lign A

visio.lign®
The Aesthetic and Functional System
layering
veneering
setting up
milling
staining
bonding
crea.lign®
novo.lign®
neo.lign®
visio.CAM
visio.paint
bond.lign
choose natural beauty
mould kit neo.lign
REF

neo.lign P
bredent

bredent
neo.lign A
neo.lign P

neo.lign | sets

REF VLIGNPRVT Living mould chart **neo.lign** - neo.lign A and neo.lign P

visio.lign folding box

1 x

neo.lign A full teeth - Anterior teeth

13 x 4 x

= 17 tooth cards/slides:
1 tooth card/slide in each design

neo.lign P full teeth - Posterior teeth G designs

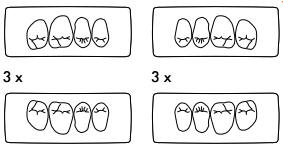

3 x 3 x 3 x 3 x

= 12 tooth cards/slides:
each 1 x G design in sizes:
G2, G3 and G4

neo.lign P full teeth - Posterior teeth L designs

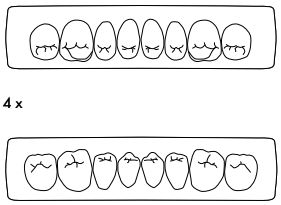

4 x 4 x

= 8 tooth cards/slides:
each 1 x L design in sizes:
L2, L3 and L4

Range of all tooth shapes in a colour of your choice
→ *Classic A to D shades and BL3 bleached shade*

REF VLIGNPRVT1 **neo.lign** shape kit - reduced quantity of shapes

neo.lign A full teeth - Anterior teeth

13 x 4 x

= 17 tooth cards/slides:
1 tooth card/slide in each design

neo.lign P full teeth - Posterior teeth L designs

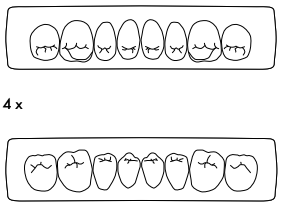

4 x 4 x

= 8 tooth cards/slides:
each 1 x L design in sizes:
L2, L3 and L4

Assortment in <u>one</u> shade of your choice
→ *Classic A to D shades and BL3 bleached shade*

6

bond.lign

secure natural beauty

BOND.LIGN IS A UNIQUE COMPOSITE SYSTEM FOR PERMANENTLY SECURING THE ADHESION OF ALL VISIO.LIGN SYSTEM COMPONENTS AND COMPOSITES TO ALL COMMON FRAMEWORK MATERIALS SUCH AS NEM, EM, TITANIUM, HIPC (POLYMERS/ COMPOSITES), PEEK (E.G. BIOHPP) AND ZIRCONIUM OXIDE.

PRIMER AND BONDER
OPAQUE
LUTING COMPOSITE

bond.lign

Primer and bonder

REF **MKZ02004**

5 ml

MKZ primer

Adhesive bond of composite to metal frameworks

- Titanium
- Non-precious metal alloys
- Zirconium oxide
- Oxide ceramics

The MKZ primer is used to condition all metallic NEM alloys, titanium, zirconium oxide and oxide ceramics in order to create a chemical bond to composites such as crea.lign or novo.lign as well as to all other plastics (e.g. top.lign, PMMA, etc.). The MKZ primer can be used intraorally and is ideally suited for bonding of individual abutments.

REF **MKZEM004**

4 ml

MKZ EM activator

Adhesive bond of composite to precious metal frameworks

- Precious metal alloys (Au, Ag, Pt, Pd)
- eco-alloys
  (low precious metal alloys)

The MKZ EM activator in combination with the MKZ primer is used to condition precious metal frameworks (Au, Ag, Pt, Pd), in order to create a chemical bond to composites such as crea.lign or novo.lign. Like the MKZ primer, the MKZ EM activator can be used intraorally.

⚠ *Only use in combination with MKZ primer!*

Application MKZ EM activator

1:1 mix with MKZ primer.

REF **APK25003**
4 ml

K primer

Adhesive bonding of composite to oxide ceramic frameworks

- Lithium (di)silicate
- Veneering and press ceramics

The K primer produces the adhesive bond between lithium (-di) silicate, veneering ceramics and press ceramics to composites such as crea.lign or novo.lign. Ideal when repairing ceramic veneers, as the K primer may be used intraorally.

silanisation

K primer is also suitable for silanisation of surfaces.

REF **VLPMMA10**
10 ml

visio.link

Adhesive bonding of composite to plastics

- PMMA denture resins
- Composite
  (veneer composites/composite teeth)
- High-performance polymers BioHPP
- PEEK/PEKK/PAEK

The light-curing visio.link is used to create the bond between PMMAprosthesis plastics, high-impact PMMA composite materials, high-performance polymers such as BioHPP and materials such as PEEK/PEKK/PAEK to other composites such as crea.lign or novo.lign. visio.link can also be used intraorally.

Images not to scale. Subject to corrections and changes.

bond.lign

Opaquer combo.lign

light	medium	intensiv	GUM
OPL	OPM	OPI	OPG
A1-A3	A3.5	A4	Gingiva
B1-B2	B3-B4	C3-C4	
C1-C2	D2-D3	D4	

REF CO1X4_ _ _
4 g

Opaque combo.lign

is a light-curing and self-curing opaque that guarantees safe curing. It is colour-coordinated with the use of combo.lign luting composite and novo.lign veneers. The university-tested composite system is compatible with all metal primers and silanisation processes and is ideal when using mechanical retentions. The combo.lign opaque is available in one gingival and three tooth colours. In combination with combo.lign luting composite, this guarantees colour stability in all A-D colours.

combo.lign opaque catalyst

Light polymerisation is necessary to achieve an optimal bond!
For self-hardening, use a 1:1 mix of combo.lign opaque catalyst and combo.lign opaque mass, in four different shades.

REF CO1X4KAT
4 g

Opaquer combo.lign **Katalyst**

Shade combination table combo.lign opaque

combo.lign opaque system shades	light	medium	intensive	GUM
shades	A1 - A3 / B1 - B2 / C1 - C2	A3.5 / B3 - B4 / D2 - D3	A4 / C3 - C4 / D4	Gingiva shades

Images not to scale. Subject to corrections and changes.

crea.lign opaque

1	2	3	4
P 0 1	P 0 2	P 0 3	P 0 4
A1 B2	A2	A3	B1 C1 BL3

5	6	7	8
P 0 5	P 0 6	P 0 7	P 0 8
C2–C3 D2 D4	B3 B4	A3.5	A4 C4

9	GUM
P 0 9	GUM
D3	Gingiva

REF CLFHO_ _ _
4 g

crea.lign opaque

The light-curing crea.lign opaque provides shade reliability in the freestyling layer and when using novo.lign veneers. Together with the MKZ primer, it forms the basis for optimum bonding with metallic and ceramic framework materials and therefore for long-lasting prosthetic restorations without marginal gaps. All shades of the classic A–D system are covered by just nine opaques. The special GUM opaque is suitable for all GUM shades.

With pre-coloured zirconium frameworks, the colour shines through, which means that conventional opaque does not have to be applied - provided the colour of the framework corresponds to the desired (A-D) colour.

transparent

REF CLFHOP0Z
4 g

crea.lign opaque **Z**, zirconium liner

The light-curing zirconium liner is a transparent opaque. When using zirconium it is essential to apply zirconium liner after applying the appropriate primer (MKZ primer) to achieve reliable bonding of zirconium oxide and composite.

Shade combination table crea.lign opaque

crea.lign opaque system shades	**1**	**2**	**3**	**4**	**5**	**6**	**7**	**8**	**9**	**GUM**
shades	A1 / B2	A2	A3	B1 / C1 / BL3	C2 / C3 / D2 / D4	B3 / B4	A3.5	A4 / C4	D3	Gingiva shades

The transparent crea.lign® opaque is suitable for pre-coloured frameworks, e.g. zirconium.

combo.lign luting composite

BL3	A1	A2	A3	A3.5	A4
BL3	A10	A20	A30	A35	A40
	B1	B2	B3		B4
	B10	B20	B30		B40
	C1	C2	C3		C4
	C10	C20	C30		C40
		D2	D3		D4
		D20	D30		D40
					GUM
					GUM

REF CO2X4_ _ _
8 g

combo.lign is a light-curing and dual-cure luting composite for reliable colour reproduction and optimal bonding between novo.lign veneer and all framework materials.

DTK adhesive

transparent
REF 54001195
8 g

opaque
REF 54001295
8 g

The DTK dual-cure adhesive enables a durable and secure bond between all prosthetic materials. Ideal for bonded, individual abutments.
Thanks to its sterilisability, contamination is avoided and maximum hygiene is possible.
The DTK adhesive is suitable for intraoral and extraoral use.

Images not to scale. Subject to corrections and changes.

bond.lign
full range bonding kit

bond.lign
chipping repair kit

bond.lign | Sets

REF CLFHOPSET crea.lign Opaquer set

crea.lign opaque, 4 g

- 1 x shade 1
- 1 x shade 2
- 1 x shade 3
- 1 x shade 4
- 1 x shade 5
- 1 x shade 6
- 1 x shade 7
- 1 x shade 8
- 1 x shade 9

crea.lign opaque

→ see page 63

REF 54001285 DTK adhesive opak assortment (5 Parts)

Mixing cannulas

1 x10

Double-mix cartridge
DTK adhesive opaque, 8 g

1 x

Syringe plunger

1 x

Disposable brush

1 x 10

Brush holder

1 x

DTK adhesive

→ see page 64

REF 54001185 DTK adhesive assortment (5 parts)

Mixing cannulas

1 x10

Double-mix cartridge
DTK adhesive transparent, 8 g



1 x

Syringe plunger

1 x

Disposable brush

1 x 10

Brush holder

1 x

DTK adhesive

→ see page 64

REF 54001295 refill pack

Double-mix cartridge
DTK adhesive opaque, 8 g

1 x

REF 54001195 refill pack

Double-mix cartridge
DTK adhesive transparent, 8 g



1 x

Images not to scale. Subject to corrections and changes.

REF 5400bond Full range bonding kit

bredent medical:
REF **5800bond**

Plastic case

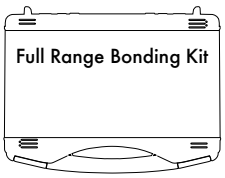

1 x

Mixing pad
small
1 x

MKZ primer
5 ml
1 x

K primer
4 ml
1 x

visio.link
10 ml
1 x

Silano-Pen plastic cups
1 x 12

One-time dental brush
1 x 10

Brush holder, black
1 x

Intra-oral-tips + Mixing cannulas
1 x 12

DTK adhesive opaque, 8 g
1 x

DTK adhesive transparent, 8 g
1 x



FGP insulation, 3 ml
1 x

Fixation screw M1.4
2 x

REF CLIGNSETA Chipping repair kit

dentist

Aluminium case

1 x

MKZ primer
5 ml
1 x

MKZ EM activator
4 ml
1 x

K primer
4 ml
1 x

crea.lign paste dentine, 3 g

1 x A2
1 x A3

Rotary piston

2 x

Silano-Pen plastic cups
1 x 12

Pin cover
1 x 10

Application cannula
1 x 10

crea.lign gel incisal, 5 g

1 x E2

crea.lign opaque, 4 g

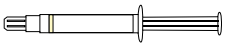

1 x shade 2
1 x shade 3

visio.link
10 ml
1 x

crea.lign gel dentine 5 g

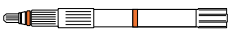

1 x A2
1 x A3

crea.lign opaque Z, zirconium liner 4 g

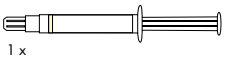

1 x

Processing instructions insert

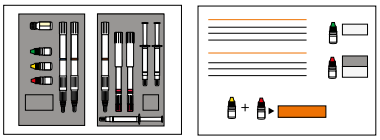

1 x Front Back

7

visio.CAM

design natural beauty

THE MATERIAL COMPETENCE OF THE VISIO.LIGN SYSTEM IS ALSO AVAILABLE FOR CAD/CAM PROCESSING. THE BRECAM.HIPC BLANKS OF THE VISIO.CAM LINE ARE COMPATIBLE WITH THE ENTIRE VISIO.LIGN SYSTEM.

COMPOSITE BLANKS

visio.CAM

Composite blanks

breCAM.HIPC	W DCS		ZZ
	Ø 98,5 mm		Ø 95 mm
Colours	16 mm	20 mm	20 mm
bleach	REF 54003418	REF 54003398	REF 54003438
A1	REF 54003419	REF 54003399	REF 54003439
A2	REF 54003420	REF 54003400	REF 54003440
A3	REF 54003421	REF 54003401	REF 54003441
A3,5	REF 54003422	REF 54003402	REF 54003442
A4	REF 54003423	REF 54003403	REF 54003443
B2	REF 54003424	REF 54003404	REF 54003444
B3	REF 54003425	REF 54003405	REF 54003445
C2	REF 54003426	REF 54003406	REF 54003446
C3	REF 54003427	REF 54003407	REF 54003447
D2	REF 54003428	REF 54003408	REF 54003448
D3	REF 54003429	REF 54003409	REF 54003449
transparent	REF 54003430	REF 54003410	REF 54003450

The advantages of the visio.lign system have also been transferred to digital processing with visio.CAM. HIPC means "high impact polymer composite" and originates from the development of the visio.lign system. Chemically, breCAM.HIPC corresponds to novo.lign veneers, making this material ideal for permanent dentures. The production takes place with pressure and heat, similar to prefabricated teeth made of plastic, at approx. 120 degrees and 250 bar pressure.

Images not to scale. Subject to corrections and changes.

The absence of dental glass and light-curing plastic ensures high colour stability and plaque resistance. The breCAM.HIPC composite blanks of the visio.CAM line are optimally matched to the system components of the visio.lign system.

They are also available in 20 mm height for DCS, Wieland and zirconium tooth machines and 16 mm height for DCS and Wieland machines. Available in the most common A-D colours.

visio.CAM

8

Tools
support natural beauty

THE FOLLOWING CHAPTER PRESENTS DEVICES, TOOLS AND ACCESSORIES THAT ARE RECOMMENDED FOR OPTIMAL AND EASY USE OF VISIO.LIGN PRODUCTS.

DEVICES,
TOOLS
AND ACCESSORIES

Tools | bre.Lux

bre.Lux LightPen Set
Angled hand light
+ Anti-glare shield (orange)
+ Adapter
+ Charging cradle

REF **14002024**
1 Set

The LED light curing device bre.Lux Power Unit 2 set

impresses with safety and speed in the polymerisation of objects. The innovative LED technology uses the completely relevant light spectrum of 400 nm and thus achieves a high quality of polymerisation. Different wavelengths reach different depths - this enables consistent and faster curing. Freely programmable for any requirement, including new materials.

Technische Daten bre.lux Light Pen	
Light source	blue light
Light range	385 – 515 nm
Light intensity	1000 mW / cm² - 1700 mW / cm²
Rechargeable lithium batteries	Model ICR 18650
Battery voltage and capacity	3,6 V / 2000 mAh
Adapter input	100 V - 240 V / 50Hz - 60 Hz

The device complies with the EMC* Directive 2014/30/EU.

*Electromagnetic compatibility

Technical data bre.Lux PowerUnit 2	
Basic unit	
U	100 - 240 VAC
P	130 W
Frq	50/60 Hz
Fuse	T 2.0 A
Light range	370 - 500 nm

bre.Lux Power Unit 2 light tray including 30 sticks

REF **14001002**
1 x 30 sticks

bre.Lux Power Unit 2 light tray sticks cylinder

REF **14001003**
1 x 30 pieces

bre.Lux Power Unit 2 light tray sticks taper and cone

REF **14001004**
1 x 28 pieces

Advantages

Reliable polymerisation
- all light waves available
  = maximum penetration
  = top quality of the result

Unsurpassed polymerisation speed
- 72 lights + full range
  + rotary plate + light tray

Reliability
- Careful and gradual increase of luminous power
- Temperature control 45°-55° C - up to 65°C possible for individually adjustable programmes
- Overheat protection
- Automatic deactivation of the light with acoustic signal at the end of the programme

Images not to scale. Subject to corrections and changes.

bre.Lux PowerUnit 2 Set Basic unit and hand lamp including accessories

bre.Lux Power Unit 2 basic unit
+ bre.Lux LED N2 hand lamp (including flexholder, plug-in power unit)
+ Rotary plate
+ Light tray (including 30 sticks)

REF **14001015**
1 piece

bre.Lux Power Unit 2 basic unit including accessories Full range system

REF **14001000**
1 piece

- 10 individually adjustable programmes + 1 continuous light programme

Long service life of the LED lights
- 20,000 operating hours or 12 years

Ease of use
- Easy and fast access to programmes
- Programmable to satisfy individual requirements
- Spacious drawer
- Extremely silent and compact unit

→ *polymerisation times bre.Lux Power Unit 2 see pages 76/77*

Polymerisation times

bre.Lux PowerUnit 2

Manufac-turer	Product name	bre.Lux PowerUnit 2 curing times in seconds [s] / Luminous power in percent [%]				
		bre.Lux LightPen (Angled hand light)		bre.Lux PowerUnit2 (basic unit)		
		Partial polymerisation (fixation/ partial curing)	**Intermediate polymerisation** (intermediate curing of individual layers)	**Partial polymerisation** (fixation/ partial curing)	**Intermediate polymerisation** (intermediate curing of individual layers)	**Final polymerisation** (final end hardness of material)
bredent	visio.link	N/A	30 s	N/A	90 s	90 s
	combo.lign bonding composite	30 s	N/A	20 s / 50 % (iProg)	180 s	180 s
	crea.lign gel	15 s	15 s	20 s / 50 % (iProg)	180 s	360 s
	crea.lign paste	15 s	15 s	20 s / 50 % (iProg)	180 s	360 s
	combo.lign Opaker	N/A	N/A	N/A	180 s	360 s
	crea.lign Opaker	N/A	N/A	N/A	180 s	360 s
	visio.lign color/visio.lign shield	10 s	N/A	N/A	90 s	180 s
	crea.lign Stains	N/A	N/A	N/A	180 s	360 s
	Ropak UV	N/A	N/A	N/A	180 s **	360 s
	Ropak Compact opaquer UV	N/A	N/A	N/A	180 s **	360 s
	Ropak Compact opaquer tooth-coloured UV	N/A	N/A	N/A	180 s	360 s
	compoForm UV	15 s	N/A	20 s / 50 % (iProg)	90 s	180 s
	Tray material UV	N/A	N/A	40 s / 50 % (iProg)	90 s	180 s (1)
	Die varnish, light-curing	N/A	30 s *	20 s / 50 % (iProg)	90 s	180 s
	SERACOLL UV	N/A	15 s	N/A	20 s / 50 % (iProg)	40 s / 50 % (iProg)
	Qu-connector	N/A	30 s	N/A	90 s	90 s
Heraeus	Signum	N/A	N/A	20 s / 50 % (iProg)	180 s	360 s
	Palatray XL	N/A	N/A	40 s / 50 % (iProg)	90 s	360 s
Shofu	Solidex	N/A	N/A	20 s / 50 % (iProg)	180 s	360 s
GC	Gradia	15 s	N/A	20 s / 50 % (iProg)	180 s	360 s
Wegold	S-Lay	N/A	N/A	20 s / 50 % (iProg)	180 s	360 s
VITA	VITA **VM LC** PRE OPAQUE / VITA **VM LC** OPAQUE PASTE	N/A	N/A	N/A	N/A	180 s
	VITA V**M LC** OPAQUE Pulver	N/A	N/A	N/A	360 s	360 s
	VITA **VM LC** Composite	30 s	N/A	40 s / 50 % (iProg)	180 s	360 s (2)
Degudent	Degudent in:joy	N/A	N/A	20 s / 50 % (iProg)	180 s	360 s

Notes:

*	In case of one order only.
**	Only apply opaquer in two coats.
(1)	For UV tray material, upper and lower side each 1 x 180 s.
(2)	For pontics, layer thickness up to max. 2 mm.
(iProg)	Individual programming necessary: See new parameters, including the bonding of prefabricated wax parts. Please create an individual programme with 50% luminous power without step function (heat reduction!)
N/A	Not applicable.

The polymerisation times are guide values for intact devices.
Individual programmes: Metal frameworks store the thermal energy of light more than pure polymers. Heat can have a positive effect on materials in the form of post-treatment or, in the case of too much heat, can lead to embrittlement or stresses. The development of heat can be conveniently controlled by the user by automatically adapting the stored (default) programs to the desired material conditions. For metal-free restorations or constructions with material thicknesses of more than 2mm, the option up to 100% power "Red. Power off" is recommended. For restorations that include metal components or involve high material shrinkage, it is recommended to reduce the light power: "Red. Power on". However, raising the power to 100% is always possible in the individual programs without having to re-adjust the unit.
In some cases, the curing times may change proportionally.

The hand lamp can be used as an alternative to the bre.Lux PowerUnit 2 for partial or intermediate polymerisation. The final curing is always done using the bre.Lux PowerUnit 2!

Other suitable light polymerisation devices

Polymerisation times for the visio.lign system components visio.link, combo.lign and crea.lign

Manufacturer	Product name	Wavelength [nm]*	Polymerisation times in seconds [s]		
			visio.link	combo.lign	crea.lign / crea.lign - Opaker / combo.lign - Opaker
bredent	bre.Lux PowerUnit 2	370 - 500 nm	90 s	180 s	360 s
Dentsply	Triad 2000	400 - 500 nm	180 s	360 s	600 s
Degudent	Eclipse	k.A.	60 s	180 s	360 s
Heraeus Kulzer	Dentacolor XS, Uni XS, Heraflash	320 - 520 nm	90 s	180 s	360 s
GC	Labolight LV-III	380 - 490 nm	120 s	300 s	600 s
Ivoclar Vivadent	Targes Power Ofen, Luminat 100	400 - 580 nm	240 s	180 s	480 s
Schütz Dental	Spektra 200	310 - 500 nm	120 s	180 s	360 s
Shofu Dental	Solidilite	400 - 500 nm	90 s	180 s	360 s
Kuraray Dental	CS 110	k.A.	120 s	300 s	480 s
Hager & Werken	Speed Labolight	320 - 550 nm	90 s	180 s	480 s
3M ESPE	Visio Beta neu: P1 - P4	400 - 500 nm	> 240 s (P2)	420 s (P2)	900 s (P1)
	Visio Beta alt: U0 - U3		420 s (U1, U3)	900 s (U0)	900 s (U0)

Notes:
* Manufacturer's data
n/a No information

Layer thickness and shade combination tables

Polymerisation times for specific layer thicknesses

Material	max. layer thickness [mm]	bre.Lux PowerUnit 2 polymerisation times in seconds [s]	
		Intermediate polymerisation (intermediate curing of individual layers)	Final polymerisation (final end hardness of material)
crea.lign Enamel	1 mm	180 s	360 s
crea.lign Incisal	1 mm	180 s	360 s
crea.lign Transpa clear	1 mm	180 s	360 s
crea.lign Dentin	1 mm	180 s	360 s
crea.lign Opaque Dentin	1 mm	180 s	360 s
crea.lign High Translucent	1 mm	180 s	360 s
crea.lign Modifier	1 mm	180 s	360 s
crea.lign GUM	1 mm	180 s	360 s
crea.lign Stains	0,3 mm	180 s	360 s
crea.lign paste	2 mm	180 s	360 s
combo.lign	2 mm	180 s	180 s
crea.lign Opaker	0,1 mm	180 s	360 s
combo.lign Opaker	0,1 mm	180 s	180 s

Tools

visio.lign Toolkit

The combination of the materials of the visio.lign veneering system and the visio.lign toolkit results in a surface featuring plaque resistance and shade stability, and its quality and resistance is identical to that of a ceramic material.

Composite surfaces like ceramics

The visio.lign toolkit has been designed specifically for the finishing of composites, such as visio.lign veneers, and provides tools and polishing pastes for a perfect finish.

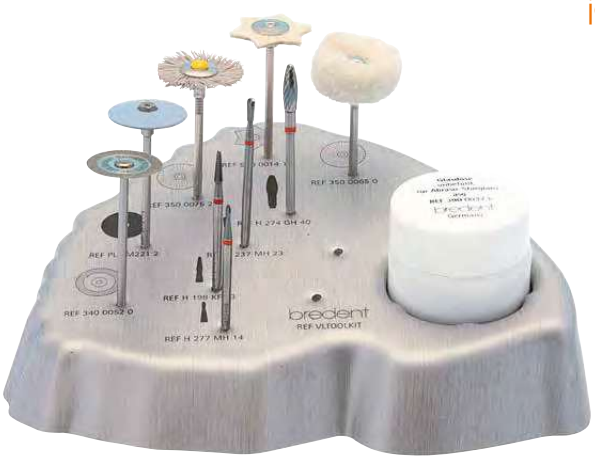

REF **VLTOOLKIT**
1 piece, 14 parts

Preparation set for composite veneers

Tool stand and glass jar without tools

REF **VL1SHELL**
1 piece, 2 parts

Benefits

of the visio.lign toolkit

- Burs with relief produce smooth surfaces and reduce polishing time
- Prepolishing and high lustre polishing pastes are included in the set
- Tools are arranged at different heights to ensure easy access and grasp
- Removable glass pots to avoid drying out of high lustre polishing paste
- Pictograms and reference numbers are printed on the tools and stand for better visual control
- Three empty spaces for additional tools

crea.lign surface cleaner

Cleaner for removing the dispersion layer

REF **43000600**
125 ml

Abraso-Star gloss high lustre polishing

REF **52000163**
2 x 50 ml

Acrypol polishing paste for veneering materials

REF **52000170**
170 g

Images not to scale. Subject to corrections and changes.

crea.lign gel

Stainless steel syringe holder for crea.lign syringe

Stainless steel syringe holder for up to 6 crea.lign syringes including the single-hand grip.

REF 32000960
1 piece

Syringe holder for crea.lign 5 g and stains

Up to 12 crea.lign syringes including the single-hand grip can be housed in this crea.lign syringe holder.

REF 32000443
1 piece

Application cannulas + pin cover

Lightproof protective cover, suitable for all application cannulas

Light-blocking application cannulas suitable for all crea.lign 5 g syringes

REF 32000940
10 pieces each

Rotary piston with UV-LED

black with UV-LED

Single-hand grip for all crea.lign gel 5 g syringes, for simple and controlled dispensing

REF 32000445
1 piece

Mixing pad 100 x100 mm

REF 32000460
1 piece, 100 sheets

Mixing pads 35 x 50 x10 mm

REF 33001144
10 pieces, 100 sheets each

Single-hand grip + application cannula for crea.lign gel syringes

The single-hand grip has been specially designed for crea.lign gel syringes and, in combination with the application cannulas, makes it easier for the user to ensure precise dosing with one hand. Using the single-hand grip, the syringe sits firmly in the palm of the hand and the liquid gel can be dispensed by turning the ribbed rotating device using the thumb or index finger of the same hand.
The other hand remains free to carry out other work, e.g. holding the object being processed.

The UV LED hand lamp is integrated into the single-hand grip and can be removed as required. The applied crea.lign gel can be quickly hardened with the aid of this.

Tools

crea.lign paste

syringe holder for crea.lign paste

Syringe holder in transparent plastic for five crea.lign pastes, unloaded.

REF 32000447
1 piece

crea.lign composite shaper kit

The modelling instruments made of silicone have been specially developed for the crea.lign paste. They serve as application and modelling aids.

REF 32000480
1 piece

Rotary piston crea.lign paste

Rotary piston for all crea.lign pastes, for simple and controlled dispensing

REF 32000444
1 piece

novo.lign

Thermo-Pen

The Thermo-Pen is a flameless hot-air device with piezo technology. The veneers can be heated without the risk of burning them. The temperature required to shape the veneers is approx. 250 C. Expansion improves coating of telescopic crowns, for example.

REF 11001470
1 piece

We recommend the Thermo-Pen for thermoplastic shaping

1

Heat veneer

2

Bend hot veneer upwards

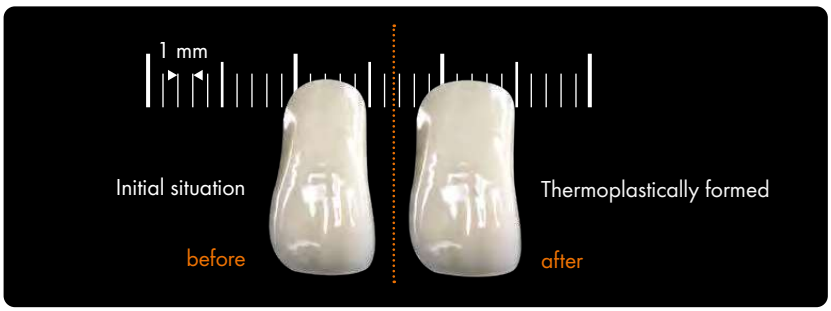

bond.lign

bond.lign stainless steel tripod
(unloaded)

High-quality metal stand with removable tubs - can be used on both sides (large and small cooling). Brush holder and spacious storage.

REF 32000970
1 piece

Dispenser for 5 ml 1:1
combo.lign luting composite

⚠ *Cartridge not included within the scope of delivery.*

Dispenser for all combo.lign cartridges, for simple and controlled dispensing of combo.lign luting composite.

REF 32000441
1 piece

combo.lign mixing cannulas
size 2

Lightproof mixing cannulas for all combo.lign luting composites

REF COMKG210
1 x 10 pieces

Preparatory work

Multisil dosing device
visio.sil silicone dispenser

⚠ *Cartridge not included within the scope of delivery.*

Dispenser for visio.sil, visio.sil ILT and visio.sil fix cartridges, for simple and controlled dispensing of the silicone.

REF 32000440
1 piece

Mixing cannulas size 2 yellow
for visio.sil fix silicone

Mixing cannula for high-precision silicone for matrices.

REF 32000451
1x 12 pieces

Mixing cannulas size 4 green
for visio.sil and visio.sil ILT silicones

Mixing cannulas for transparent visio.sil silicone.

REF 32000457
1 x 12 pieces

Images not to scale. Subject to corrections and changes.

Tools

visio.lign tooth cabinet / box

including 10 push inserts, unloaded

REF **VLIGNBOX3**
1 piece

Tooth and tray cabinet for storing neo.lign / novo.lign anterior and posterior sets

REF **VLIGNBOX2**
1 piece

Loading drawer inserts for

26 x neo.lign/novo.lign P posterior sets (8/6 toothed strips) + 13 x neo.lign or novo.lign A/P sets

REF **00745961**
1 piece

52 x neo.lign/novo.lign A anterior sets/52 x neo.lign/novo.lign P posterior sets (set of 4)

REF **00745962**
1 piece

9 x crea.lign opaque and / or crea.lign paste syringe

REF **00745824**
1 piece

6 x combo.lign opaque syringe

REF **00745827**
1 piece



10 x crea.lign gel syringe
3 x single-hand grip

REF **00745847**
1 piece

8 x crea.lign gel and/or crea.lign paste syringe
2 x adhesive bond liquid vials
1 x silicone cartridge

REF **00745816**
1 piece

Images not to scale. Subject to corrections and changes.

Material processing matrix

Material	Processing			
	Veneering	Freestyle layering	Freestyle layering with Gnathoflex	Freestyle layering in a matrix
visio.sil fix	•			
visio.sil	•			
visio.sil ILT	•			•
MKZ primer	•	•	•	•
MKZ EM activator	•	•	•	•
K primer	•	•	•	•
visio.link	•	•	•	•
bre.Lux Power Unit 2	•	•	•	•
Gnathoflex			•	
crea.lign modelling liquid	•	•	•	•
combo.lign opaque	•			
crea.lign opaque	•	•	•	•
combo.lign luting composite	•			
novo.lign Veneers	•			
crea.lign gel	•	•	•	•
crea.lign paste	•	•	•	•
visio.lign color/visio.lign shield	•	•	•	•
visio.lign Toolkit	•	•	•	•

Media

Preparatory work

REF 000482GB
Inverse Layering Technique
(by Vincenzo Musella)

visio.lign

REF 000224GB
brochure
visio.lign

REF 000234GB
brochure
visio.lign Instructions for use

REF 000274GB
visio.lign Binder
english empty

REF 0091161GB
brochure
visio.lign modern art

REF 0091177GB
brochure
modern art Manual

crea.lign

REF 000577GB
brochure
crea.lign

REF 000651GB
brochure
red-white aesthetic set

REF 009907GB
Flyer
crea.lign
paste

REF 009833GB
brochure
crea.lign freestyle manual

REF 009485GB
Inlay
Layering scheme for RED-WHITE individualization

REF 992990GB
Dental aesthetics book of Vincenzo Musella
english

REF 009837GB
crea.lign
Layering instructions

novo.lign

REF 009939GB
brochure
novo.lign

REF 000202GB
brochure
range of designs

REF 000754GB
brochure
Quick Guide SKY top.lign
(& novo.lign)

neo.lign

REF 000305GB
brochure
neo.lign

REF 000329GB
Design chart
neo.lign Full teeth

REF 000468GB
brochure neo.lign
Set-up instructions

REF 000226GB
neo.lign Curriculum
Modern Prosthetics

REF 0091006GB
neo.lign
Full teeth

bond.lign

REF 009539GB
Indication
of the visio.lign primers

REF 009893GB
Flyer
bond.lign/DTK adhesive

REF 000477GB
Data Sheet
MKZ Primer / K-Primer

REF 009894GB
Adhesive protocol
Full Range Bonding Kit

visio.paint

REF 009681GB
Quick reference card
visio.lign color &
visio.lign shield

REF 0091153GB
Material Report
visio.lign shield &
visio.lign color

visio.CAM

REF 000500GB
Material catalogue
CAD/CAM

Tools

REF 000234GB
Prospekt
visio.lign
Manual

REF 000590GB
brochure
bre.Lux PowerUnit 2

REF 0091174GB
brochure
bre.Lux LightPen

Index

A

Abraso-Star high lustre polishing 78
Accessories
- Application cannulas + pin cover 79
- bond.lign stainless steel tripod 81
- combo.lign mixing cannulas 81
- crea.lign composite shaper kit 80
- Dispenser combo.lign luting composite 81
- Mixing cannulas for visio.sil and visio.sil ILT silicones 81
- Mixing cannulas for visio.sil fix silicone 81
- Mixing pad 79
- Rotary piston crea.lign paste 80
- Stainless steel syringe holder for crea.lign syringe 79
- Syringe holder for crea.lign 5 g & stains 79
- syringe holder for crea.lign paste 80
- Thermo-Pen 80
- Tool stand and glass jar, without tools 78
- visio.sil silicone dispenser Multisil dosing device 81

Acrypol polishing paste for veneering materials 78
adhesive DTK adhesive 64
Application cannulas + pin cover 79
visio.lign color 28
visio.lign shield 28

B

Bonder visio.link 61
bre.Lux
- LightPen 74
- Power Unit 2 basic unit 75
- Power Unit 2 light tray including 30 sticks 74
- Power Unit 2 light tray sticks cylinder 74
- Power Unit 2 light tray sticks taper and cone 74
- Power Unit 2 set 75

breCAM.HIPC composite blanks visio.CAM 70
Brush finishing set for composite veneers visio.lign toolkit 25, 78

C

Chipping repair kit 67
cleaner crea.lign surface cleaner 78
combo.lign luting composite 64
- complete kit 66
- Mixing cannulas 81
- Opaque catalyst 62
- Opaque 62

Composite blanks visio.CAM breCAM.HIPC 70
crea.lign
- Assortment with syringe holder 22
- Composite shaper kit 80
- freestyle intro kit 23
- gel dentine 16
- gel GUM 16
- gel Incisal 16
- gel Modifier 16
- gel Transpa Clear 16
- gel 12, 16
- Modelling liquid 18
- Opaque set 66
- Opaque Z, zirconium liner 63
- Opaque 63
- paste complete kit 23
- paste dentine 17
- paste GUM 17
- paste Incisal 17
- paste starter kit, 10 x crea.lign paste 22

paste starter kit, 9 pastes can be selected 22
paste Transpa opal 17
paste 12, 17
stainless steel syringe holder 79
Stains 16
Start set N 24
surface cleaner 78
Syringe holder for crea.lign 5 g and stains 79
syringe holder stainless steel 79
test set colours A2, A3, A3,5 25
veneering system paste + gel, complete set 21
Cutter finishing set for composite veneers visio.lign toolkit 25, 78

D
Dispenser
combo.lign luting composite 81
visio.sil silicones Multisil dosing device 81
Dosing device
Dispenser combo.lign luting composite 81
visio.sil silicone dispenser Multisil dosing device 81
DTK adhesive 64
abutment assortment 66
assortment transparent 66
opaque abutment set 66
opaque assortment 66

F
finishing set for composite veneers visio.lign toolkit 25, 78
Full range bonding kit 67

K
K primer 61

L
Light curing device
bre.Lux LightPen 74
bre.Lux Power Unit 2 basic unit 75
bre.Lux Power Unit 2 light tray including 30 sticks 74
bre.Lux Power Unit 2 light tray sticks cylinder 74
bre.Lux Power Unit 2 light tray sticks taper and cone 74
bre.Lux Power Unit 2 set 75
Liquid crea.lign modelling liquid 18
luting composite
combo.lign luting composite 64
combo.lign mixing cannulas 75
Dispenser combo.lign luting composite 75

M
Mixing cannulas
combo.lign mixing cannulas 81
Mixing cannulas for visio.sil and visio.sil ILT silicones 81
Mixing cannulas for visio.sil fix silicone 81
Mixing pad 79
MKZ EM activator 60
MKZ primer 60

N
neo.lign teeth 52-55
Living mould chart A and P 57
shape kit - reduced quantity of shapes 57
novo.lign veneers 38-41
Living mould chart novo.lign - novo.lign A & novo.lign P 45
shape kit - reduced quantity of shapes 45

O

Opaque
crea.lign opaque 63
crea.lign opaque Z, zirconium liner 63
Opaque combo.lign catalyst 62
Opaque combo.lign 62

P

Polishing finishing set for composite veneers visio.lign toolkit 25, 78
polishing paste
Abraso-Star high lustre polishing 78
Acrypol polishing paste for veneering materials 78
Primer
bond.lign stainless steel tripod 81
K primer 61
MKZ EM activator 60
MKZ primer 60

R

Red-white aesthetics set 24
refill pack double-mix cartridge
DTK adhesive opaque 66
DTK adhesive transparent 66
Rotary piston crea.lign paste 80

S

Set adhesive bond
Chipping repair kit 67
combo.lign complete kit 66
crea.lign opaque set 66
DTK adhesive abutment assortment 66
DTK adhesive assortment transparent 66
DTK adhesive opaque abutment set 66
DTK adhesive opaque assortment 66
Full range bonding kit 67
refill pack double-mix cartridge DTK adhesive opaque 66
refill pack double-mix cartridge DTK adhesive transparent 66
Set light-curing device bre.Lux PowerUnit 2 75
Set teeth
Living mould chart neo.lign - neo.lign A and neo.lign P 57
neo.lign shape kit - reduced quantity of shapes 57
Set veneer composites
crea.lign assortment with syringe holder 22
crea.lign freestyle intro kit 23
crea.lign paste complete kit 23
crea.lign paste starter kit, 10 x crea.lign paste 22
crea.lign paste starter kit, 9 pastes can be selected 22
crea.lign start set N 24
crea.lign test set colours A2, A3, A3,5 25
crea.lign veneering system paste + gel, complete set 21
Red-white aesthetics set 24
visio.lign toolkit finishing set for composite veneers 25, 78
visio.paint stains assortment 18, 24
Set veneers
Living mould chart novo.lign - novo.lign A & novo.lign P 45
novo.lign shape kit - reduced quantity of shapes 45
visio.lign starter kit 4 44
visio.lign veneering system novo.lign A + P starter kit 2 43
visio.lign veneering system starter kit 3 43

Silicone
Mixing cannulas for visio.sil and visio.sil ILT silicones 81
Mixing cannulas for visio.sil fix silicone 81
visio.sil fix 8
visio.sil ILT 9
visio.sil silicone dispenser Multisil dosing device 81
visio.sil 9
stains visio.paint assortment 18, 24
syringe holder for crea.lign paste 80

T

Teeth neo.lign 52-55
Thermo-Pen 80
Tool stand and glass jar, without tools 78

V

veneer composites
Application cannulas + pin cover 79
crea.lign composite shaper kit 80
crea.lign gel dentine 16
crea.lign gel GUM 16
crea.lign gel Incisal 16
crea.lign gel Modifier 16
crea.lign gel Transpa Clear 16
crea.lign gel 12, 16
crea.lign paste dentine 17
crea.lign paste GUM 17
crea.lign paste Incisal 17
crea.lign paste Transpa opal 17
crea.lign paste 12, 17
crea.lign stainless steel syringe holder 73
crea.lign Stains 16
crea.lign syringe holder for crea.lign 5 g and stains 79
crea.lign syringe holder stainless steel 79
Mixing pad 79
Rotary piston crea.lign paste 80
syringe holder for crea.lign paste 80
Veneers
novo.lign veneers 38-41
Thermo-Pen 80
visio.CAM composite blanks breCAM.HIPC 70
visio.lign
Living mould chart novo.lign - novo.lign A & novo.lign P 45
starter kit 4 44
Toolkit finishing set for composite veneers 25, 78
veneering system novo.lign A + P starter kit 2 43
veneering system starter kit 3 43
visio.link 61
visio.paint stains assortment 18, 24
visio.sil fix 8
visio.sil ILT 9
visio.sil 9

visio.lign

The Aesthetic and Functional System

veneering composite	veneers	denture teeth	composite blanks	stains	bonding system
crea.lign	**novo.lign**	**neo.lign**	**visio.CAM**	**visio.paint**	**bond.lign**

bredent group

009504GB-20260128
Mistake and subject to change reserved

bredent GmbH & Co. KG · Weissenhorner Str. 2 · 89250 Senden · Germany · T: +49 7309 872-440 · F: +49 7309 872-444 · www.visio-lign.com · @: info@bredent.com